

1348 CLAROS APPLIANCE PULL

1348 Claros Appliance Pull in White Bronze (WL) 18" screw centers

MATERIAL

Bronze

AVAILABLE FINISHES



Dark Bronze (BZ)



Distressed Black (TC)



Light Bronze (LT)



Medium White Bronze (WM)









Natural Bronze (NB)



White Bronze (WL)

White Bronze (WL) - Our White Bronze (WL) products are produced from an alloy known simply as white bronze. The infusion of manganese and nickel to the copper creates a pleasing silver colored metal. White bronze is a living finish and may oxidize (darken) over time, particularly if installed outdoors.

Finish	Code	Length	Screw Center	Width	Projection
 Dark Bronze	BZ.1348 12	13"	12"	3/4"	2 1/2"
	BZ.1348 18	19"	18"	3/4"	2 1/2"
	BZ.1348 24	25 1/4"	24"	3/4"	2 7/8"
 Distressed Black	TC.1348 12	13"	12"	3/4"	2 1/2"
	TC.1348 18	19"	18"	3/4"	2 1/2"
	TC.1348 24	25 1/4"	24"	3/4"	2 7/8"
 Light Bronze	LT.1348 12	13"	12"	3/4"	2 1/2"
	LT.1348 18	19"	18"	3/4"	2 1/2"
	LT.1348 24	25 1/4"	24"	3/4"	2 7/8"
 Medium White Bronze	WM.1348 12	13"	12"	3/4"	2 1/2"
	WM.1348 18	19"	18"	3/4"	2 1/2"
	WM.1348 24	25 1/4"	24"	3/4"	2 7/8"
 Natural Bronze	NB.1348 12	13"	12"	3/4"	2 1/2"
	NB.1348 18	19"	18"	3/4"	2 1/2"
	NB.1348 24	25 1/4"	24"	3/4"	2 7/8"
 White Bronze	WL.1348 12	13"	12"	3/4"	2 1/2"
	WL.1348 18	19"	18"	3/4"	2 1/2"
	WL.1348 24	25 1/4"	24"	3/4"	2 7/8"