

1310 HEX APPLIANCE PULL

1310 Hex Appliance Pull in White Bronze (WL) 24" length

MATERIAL

Bronze

AVAILABLE FINISHES



Dark Bronze (BZ)



Distressed Black (TC)



Light Bronze (LT)



Medium White Bronze (WM)









Natural Bronze (NB)



White Bronze (WL)

White Bronze (WL) - Our White Bronze (WL) products are produced from an alloy known simply as white bronze. The infusion of manganese and nickel to the copper creates a pleasing silver colored metal. White bronze is a living finish and may oxidize (darken) over time, particularly if installed outdoors.

Finish	Code	Length	Screw Center	Width	Projection
 Dark Bronze	BZ.1310 9	8 1/2"	5 1/2"	3/4"	2 1/4"
	BZ.1310 12	12"	7 1/4"	1"	2 1/4"
	BZ.1310 18	18"	11 1/2"	1"	2 3/8"
	BZ.1310 24	24"	15 3/4"	1 1/4"	2 1/2"
 Distressed Black	TC.1310 9	8 1/2"	5 1/2"	3/4"	2 1/4"
	TC.1310 12	12"	7 1/4"	1"	2 1/4"
	TC.1310 18	18"	11 1/2"	1"	2 3/8"
	TC.1310 24	24"	15 3/4"	1 1/4"	2 1/2"
 Light Bronze	LT.1310 9	8 1/2"	5 1/2"	3/4"	2 1/4"
	LT.1310 12	12"	7 1/4"	1"	2 1/4"
	LT.1310 18	18"	11 1/2"	1"	2 3/8"
	LT.1310 24	24"	15 3/4"	1 1/4"	2 1/2"
 Medium White Bronze	WM.1310 9	8 1/2"	5 1/2"	3/4"	2 1/4"
	WM.1310 12	12"	7 1/4"	1"	2 1/4"
	WM.1310 18	18"	11 1/2"	1"	2 3/8"
	WM.1310 24	24"	15 3/4"	1 1/4"	2 1/2"
 Natural Bronze	NB.1310 9	8 1/2"	5 1/2"	3/4"	2 1/4"
	NB.1310 12	12"	7 1/4"	1"	2 1/4"
	NB.1310 18	18"	11 1/2"	1"	2 3/8"
	NB.1310 24	24"	15 3/4"	1 1/4"	2 1/2"
 White Bronze	WL.1310 9	8 1/2"	5 1/2"	3/4"	2 1/4"
	WL.1310 12	12"	7 1/4"	1"	2 1/4"
	WL.1310 18	18"	11 1/2"	1"	2 3/8"
	WL.1310 24	24"	15 3/4"	1 1/4"	2 1/2"