

1166 FLUSH RING PULL

1166 Flush Ring Pull in White Bronze (WL) n/a



MATERIAL
Bronze







AVAILABLE FINISHES



Dark Bronze (BZ) Distressed Black (TC) Light Bronze (LT)

Medium White Bronze (WM) Natural Bronze (NB) White Bronze (WL)

White Bronze (WL) - Our White Bronze (WL) products are produced from an alloy known simply as white bronze. The infusion of manganese and nickel to the copper creates a pleasing silver colored metal. White bronze is a living finish and may oxidize (darken) over time, particularly if installed outdoors.

| Finish | Code | Length | Width | Projection |
|--|---------|--------|-------|------------|
|  Dark Bronze | BZ.1166 | 2 1/2" | 2" | 1/8" |
|  Distressed Black | TC.1166 | 2 1/2" | 2" | 1/8" |
|  Light Bronze | LT.1166 | 2 1/2" | 2" | 1/8" |
|  Medium White Bronze | WM.1166 | 2 1/2" | 2" | 1/8" |
|  Natural Bronze | NB.1166 | 2 1/2" | 2" | 1/8" |
|  White Bronze | WL.1166 | 2 1/2" | 2" | 1/8" |