

**1145 OFFSET PULL**

1145 Offset Pull in White Bronze (WL) 10 1/4" length

**MATERIAL**  
Bronze

**AVAILABLE FINISHES**









Dark Bronze (BZ)    Distressed Black (TC)    Light Bronze (LT)



Medium White Bronze (WM)    Natural Bronze (NB)    White Bronze (WL)

**White Bronze (WL)** - Our White Bronze (WL) products are produced from an alloy known simply as white bronze. The infusion of manganese and nickel to the copper creates a pleasing silver colored metal. White bronze is a living finish and may oxidize (darken) over time, particularly if installed outdoors.

Finish	Code	Length	Width	Projection
 Dark Bronze	BZ.1145 6 1/4	6 1/4"	1/2"	1 1/2"
	BZ.1145 8 1/4	8 1/4"	1/2"	1 1/2"
	BZ.1145 10 1/4	10 1/4"	1/2"	1 1/2"
 Distressed Black	TC.1145 6 1/4	6 1/4"	1/2"	1 1/2"
	TC.1145 8 1/4	8 1/4"	1/2"	1 1/2"
	TC.1145 10 1/4	10 1/4"	1/2"	1 1/2"
 Light Bronze	LT.1145 6 1/4	6 1/4"	1/2"	1 1/2"
	LT.1145 8 1/4	8 1/4"	1/2"	1 1/2"
	LT.1145 10 1/4	10 1/4"	1/2"	1 1/2"
 Medium White Bronze	WM.1145 6 1/4	6 1/4"	1/2"	1 1/2"
	WM.1145 8 1/4	8 1/4"	1/2"	1 1/2"
	WM.1145 10 1/4	10 1/4"	1/2"	1 1/2"
 Natural Bronze	NB.1145 6 1/4	6 1/4"	1/2"	1 1/2"
	NB.1145 8 1/4	8 1/4"	1/2"	1 1/2"
	NB.1145 10 1/4	10 1/4"	1/2"	1 1/2"
 White Bronze	WL.1145 6 1/4	6 1/4"	1/2"	1 1/2"
	WL.1145 8 1/4	8 1/4"	1/2"	1 1/2"
	WL.1145 10 1/4	10 1/4"	1/2"	1 1/2"