

SP ARCHED BACKPLATE

SP Arched Backplate in Distressed Black (TC) 96mm screw centers

MATERIAL

Bronze

AVAILABLE FINISHES



Dark Bronze (BZ)



Distressed Black (TC)



Light Bronze (LT)



Medium White Bronze (WM)









Natural Bronze (NB)



White Bronze (WL)

Distressed Black (TC) -

Finish	Code	Length	Screw Center	Width
 Dark Bronze	BZ.CPB.SP96	5 1/2"	3 3/4"	1 1/8"
	BZ.CPB.SP140	7 1/2"	5 1/2"	1 1/8"
	BZ.CPB.SP152	7 1/2"	6"	1 1/8"
 Distressed Black	TC.CPB.SP96	5 1/2"	3 3/4"	1 1/8"
	TC.CPB.SP140	7 1/2"	5 1/2"	1 1/8"
	TC.CPB.SP152	7 1/2"	6"	1 1/8"
 Light Bronze	LT.CPB.SP96	5 1/2"	3 3/4"	1 1/8"
	LT.CPB.SP140	7 1/2"	5 1/2"	1 1/8"
	LT.CPB.SP152	7 1/2"	6"	1 1/8"
 Medium White Bronze	WM.CPB.SP96	5 1/2"	3 3/4"	1 1/8"
	WM.CPB.SP140	7 1/2"	5 1/2"	1 1/8"
	WM.CPB.SP152	7 1/2"	6"	1 1/8"
 Natural Bronze	NB.CPB.SP96	5 1/2"	3 3/4"	1 1/8"
	NB.CPB.SP140	7 1/2"	5 1/2"	1 1/8"
	NB.CPB.SP152	7 1/2"	6"	1 1/8"
 White Bronze	WL.CPB.SP96	5 1/2"	3 3/4"	1 1/8"
	WL.CPB.SP140	7 1/2"	5 1/2"	1 1/8"
	WL.CPB.SP152	7 1/2"	6"	1 1/8"