

6355 / 6356 SQUARE DROP PULL

6355 / 6356 SQUARE DROP PULL in Distressed Black (TC)
2 1/2" x 2 1/2" size



MATERIAL
Bronze

AVAILABLE FINISHES



Dark Bronze (BZ)



Distressed Black (TC)



Light Bronze (LT)



Medium White Bronze (WM)









Natural Bronze (NB)



White Bronze (WL)

Distressed Black (TC) -

Finish	Code	Length	Width	Projection
 Dark Bronze	BZ.6355	1 1/2"	1 1/2"	3/4"
	BZ.6356	2 1/2"	2 1/2"	7/8"
 Distressed Black	TC.6355	1 1/2"	1 1/2"	3/4"
	TC.6356	2 1/2"	2 1/2"	7/8"
 Light Bronze	LT.6355	1 1/2"	1 1/2"	3/4"
	LT.6356	2 1/2"	2 1/2"	7/8"
 Medium White Bronze	WM.6355	1 1/2"	1 1/2"	3/4"
	WM.6356	2 1/2"	2 1/2"	7/8"
 Natural Bronze	NB.6355	1 1/2"	1 1/2"	3/4"
	NB.6356	2 1/2"	2 1/2"	7/8"
 White Bronze	WL.6355	1 1/2"	1 1/2"	3/4"
	WL.6356	2 1/2"	2 1/2"	7/8"