

**361 STRAIGHT PULL**

361 Straight Pull in Distressed Black (TC) 7" screw centers

**MATERIAL**

Bronze

**AVAILABLE FINISHES**









Dark Bronze (BZ)    Distressed Black (TC)    Light Bronze (LT)



Medium White Bronze (WM)    Natural Bronze (NB)    White Bronze (WL)

**Distressed Black (TC) -**

Finish	Code	Length	Screw Center	Width	Projection
 Dark Bronze	BZ.361 5 1/4	5 1/4"	3 3/4"	1/2"	1 3/8"
	BZ.361 7 1/2	7 1/2"	5 1/2"	1/2"	1 3/8"
	BZ.361 9 1/2	9 1/2"	7"	1/2"	1 3/8"
	BZ.361 11 1/2	11 1/2"	8 1/2"	1/2"	1 3/8"
 Distressed Black	TC.361 5 1/4	5 1/4"	3 3/4"	1/2"	1 3/8"
	TC.361 7 1/2	7 1/2"	5 1/2"	1/2"	1 3/8"
	TC.361 9 1/2	9 1/2"	7"	1/2"	1 3/8"
	TC.361 11 1/2	11 1/2"	8 1/2"	1/2"	1 3/8"
 Light Bronze	LT.361 5 1/4	5 1/4"	3 3/4"	1/2"	1 3/8"
	LT.361 7 1/2	7 1/2"	5 1/2"	1/2"	1 3/8"
	LT.361 9 1/2	9 1/2"	7"	1/2"	1 3/8"
	LT.361 11 1/2	11 1/2"	8 1/2"	1/2"	1 3/8"
 Medium White Bronze	WM.361 5 1/4	5 1/4"	3 3/4"	1/2"	1 3/8"
	WM.361 7 1/2	7 1/2"	5 1/2"	1/2"	1 3/8"
	WM.361 9 1/2	9 1/2"	7"	1/2"	1 3/8"
	WM.361 11 1/2	11 1/2"	8 1/2"	1/2"	1 3/8"
 Natural Bronze	NB.361 5 1/4	5 1/4"	3 3/4"	1/2"	1 3/8"
	NB.361 7 1/2	7 1/2"	5 1/2"	1/2"	1 3/8"
	NB.361 9 1/2	9 1/2"	7"	1/2"	1 3/8"
	NB.361 11 1/2	11 1/2"	8 1/2"	1/2"	1 3/8"
 White Bronze	WL.361 5 1/4	5 1/4"	3 3/4"	1/2"	1 3/8"
	WL.361 7 1/2	7 1/2"	5 1/2"	1/2"	1 3/8"
	WL.361 9 1/2	9 1/2"	7"	1/2"	1 3/8"
	WL.361 11 1/2	11 1/2"	8 1/2"	1/2"	1 3/8"