

3512 BOW CABINET PULL

3512 Bow Cabinet Pull in Distressed Black (TC) 96mm
Screw Center

MATERIAL

Bronze

AVAILABLE FINISHES



Dark Bronze (BZ)

Distressed Black (TC)

Light Bronze (LT)









Medium White Bronze
(WM)

Natural Bronze (NB)

White Bronze (WL)

Distressed Black (TC) -

Finish	Code	Length	Screw Center	Width	Projection
 Dark Bronze	BZ.3512 4	4 1/4"	3 4/5"	1/2"	1 1/4"
	BZ.3512 6	6 1/2"	6"	5/8"	1 1/4"
	BZ.3512 8	8 1/2"	8"	5/8"	1 1/4"
	BZ.3512 10	10 1/2"	10"	5/8"	1 1/4"
 Distressed Black	TC.3512 4	4 1/4"	3 4/5"	1/2"	1 1/4"
	TC.3512 6	6 1/2"	6"	5/8"	1 1/4"
	TC.3512 8	8 1/2"	8"	5/8"	1 1/4"
	TC.3512 10	10 1/2"	10"	5/8"	1 1/4"
 Light Bronze	LT.3512 4	4 1/4"	3 4/5"	1/2"	1 1/4"
	LT.3512 6	6 1/2"	6"	5/8"	1 1/4"
	LT.3512 8	8 1/2"	8"	5/8"	1 1/4"
	LT.3512 10	10 1/2"	10"	5/8"	1 1/4"
 Medium White Bronze	WM.3512 4	4 1/4"	3 4/5"	1/2"	1 1/4"
	WM.3512 6	6 1/2"	6"	5/8"	1 1/4"
	WM.3512 8	8 1/2"	8"	5/8"	1 1/4"
	WM.3512 10	10 1/2"	10"	5/8"	1 1/4"
 Natural Bronze	NB.3512 4	4 1/4"	3 4/5"	1/2"	1 1/4"
	NB.3512 6	6 1/2"	6"	5/8"	1 1/4"
	NB.3512 8	8 1/2"	8"	5/8"	1 1/4"
	NB.3512 10	10 1/2"	10"	5/8"	1 1/4"
 White Bronze	WL.3512 4	4 1/4"	3 4/5"	1/2"	1 1/4"
	WL.3512 6	6 1/2"	6"	5/8"	1 1/4"
	WL.3512 8	8 1/2"	8"	5/8"	1 1/4"
	WL.3512 10	10 1/2"	10"	5/8"	1 1/4"