

3405 ALGAVE CABINET PULL

3405 Algave Cabinet Pull in Distressed Black (TC) 6" Screw Center

MATERIAL

Bronze

AVAILABLE FINISHES



Dark Bronze (BZ)

Distressed Black (TC)

Light Bronze (LT)









Medium White Bronze (WM)

Natural Bronze (NB)

White Bronze (WL)

Distressed Black (TC) -

Finish	Code	Length	Screw Center	Width	Projection
 Dark Bronze	BZ.3405 4	4 1/4"	3 4/5"	7/8"	1 1/4"
	BZ.3405 6	6 3/8"	6"	7/8"	1 1/4"
	BZ.3405 8	8 3/8"	8"	7/8"	1 1/4"
	BZ.3405 10	10 3/8"	10"	7/8"	1 1/4"
 Distressed Black	TC.3405 4	4 1/4"	3 4/5"	7/8"	1 1/4"
	TC.3405 6	6 3/8"	6"	7/8"	1 1/4"
	TC.3405 8	8 3/8"	8"	7/8"	1 1/4"
	TC.3405 10	10 3/8"	10"	7/8"	1 1/4"
 Light Bronze	LT.3405 4	4 1/4"	3 4/5"	7/8"	1 1/4"
	LT.3405 6	6 3/8"	6"	7/8"	1 1/4"
	LT.3405 8	8 3/8"	8"	7/8"	1 1/4"
	LT.3405 10	10 3/8"	10"	7/8"	1 1/4"
 Medium White Bronze	WM.3405 4	4 1/4"	3 4/5"	7/8"	1 1/4"
	WM.3405 6	6 3/8"	6"	7/8"	1 1/4"
	WM.3405 8	8 3/8"	8"	7/8"	1 1/4"
	WM.3405 10	10 3/8"	10"	7/8"	1 1/4"
 Natural Bronze	NB.3405 4	4 1/4"	3 4/5"	7/8"	1 1/4"
	NB.3405 6	6 3/8"	6"	7/8"	1 1/4"
	NB.3405 8	8 3/8"	8"	7/8"	1 1/4"
	NB.3405 10	10 3/8"	10"	7/8"	1 1/4"
 White Bronze	WL.3405 4	4 1/4"	3 4/5"	7/8"	1 1/4"
	WL.3405 6	6 3/8"	6"	7/8"	1 1/4"
	WL.3405 8	8 3/8"	8"	7/8"	1 1/4"
	WL.3405 10	10 3/8"	10"	7/8"	1 1/4"