

340 TUSCANY PULL

340 Tuscany Pull in Distressed Black (TC) 96mm screw centers

MATERIAL
Bronze

AVAILABLE FINISHES









Dark Bronze (BZ) Distressed Black (TC) Light Bronze (LT)



Medium White Bronze (WM) Natural Bronze (NB) White Bronze (WL)

Distressed Black (TC) -

Finish	Code	Length	Screw Center	Width	Projection
 Dark Bronze	BZ.340 4 1/2	4 1/2"	3 3/4"	5/8"	1 5/8"
	BZ.340 6 3/4	6 3/4"	6"	5/8"	1 5/8"
	BZ.340 8 3/4	8 3/4"	8"	5/8"	1 5/8"
	BZ.340 10 3/4	10 3/4"	10"	5/8"	1 5/8"
 Distressed Black	TC.340 4 1/2	4 1/2"	3 3/4"	5/8"	1 5/8"
	TC.340 6 3/4	6 3/4"	6"	5/8"	1 5/8"
	TC.340 8 3/4	8 3/4"	8"	5/8"	1 5/8"
	TC.340 10 3/4	10 3/4"	10"	5/8"	1 5/8"
 Light Bronze	LT.340 4 1/2	4 1/2"	3 3/4"	5/8"	1 5/8"
	LT.340 6 3/4	6 3/4"	6"	5/8"	1 5/8"
	LT.340 8 3/4	8 3/4"	8"	5/8"	1 5/8"
	LT.340 10 3/4	10 3/4"	10"	5/8"	1 5/8"
 Medium White Bronze	WM.340 4 1/2	4 1/2"	3 3/4"	5/8"	1 5/8"
	WM.340 6 3/4	6 3/4"	6"	5/8"	1 5/8"
	WM.340 8 3/4	8 3/4"	8"	5/8"	1 5/8"
	WM.340 10 3/4	10 3/4"	10"	5/8"	1 5/8"
 Natural Bronze	NB.340 4 1/2	4 1/2"	3 3/4"	5/8"	1 5/8"
	NB.340 6 3/4	6 3/4"	6"	5/8"	1 5/8"
	NB.340 8 3/4	8 3/4"	8"	5/8"	1 5/8"
	NB.340 10 3/4	10 3/4"	10"	5/8"	1 5/8"
 White Bronze	WL.340 4 1/2	4 1/2"	3 3/4"	5/8"	1 5/8"
	WL.340 6 3/4	6 3/4"	6"	5/8"	1 5/8"
	WL.340 8 3/4	8 3/4"	8"	5/8"	1 5/8"
	WL.340 10 3/4	10 3/4"	10"	5/8"	1 5/8"