

**3360 ABIGAIL CABINET PULL**

3360 Abigail Cabinet Pull in Distressed Black (TC) 6" Screw Center

**MATERIAL**

Bronze

**AVAILABLE FINISHES**



Dark Bronze (BZ)

Distressed Black (TC)

Light Bronze (LT)









Medium White Bronze (WM)

Natural Bronze (NB)

White Bronze (WL)

**Distressed Black (TC) -**

Finish	Code	Length	Screw Center	Width	Projection
 Dark Bronze	BZ.3360 4	4 1/4"	3 4/5"	3/8"	1 1/4"
	BZ.3360 6	6 1/2"	6"	3/8"	1 1/4"
	BZ.3360 8	8 1/2"	8"	3/8"	1 1/4"
	BZ.3360 10	10 1/2"	10"	3/8"	1 1/4"
 Distressed Black	TC.3360 4	4 1/4"	3 4/5"	3/8"	1 1/4"
	TC.3360 6	6 1/2"	6"	3/8"	1 1/4"
	TC.3360 8	8 1/2"	8"	3/8"	1 1/4"
	TC.3360 10	10 1/2"	10"	3/8"	1 1/4"
 Light Bronze	LT.3360 4	4 1/4"	3 4/5"	3/8"	1 1/4"
	LT.3360 6	6 1/2"	6"	3/8"	1 1/4"
	LT.3360 8	8 1/2"	8"	3/8"	1 1/4"
	LT.3360 10	10 1/2"	10"	3/8"	1 1/4"
 Medium White Bronze	WM.3360 4	4 1/4"	3 4/5"	3/8"	1 1/4"
	WM.3360 6	6 1/2"	6"	3/8"	1 1/4"
	WM.3360 8	8 1/2"	8"	3/8"	1 1/4"
	WM.3360 10	10 1/2"	10"	3/8"	1 1/4"
 Natural Bronze	NB.3360 4	4 1/4"	3 4/5"	3/8"	1 1/4"
	NB.3360 6	6 1/2"	6"	3/8"	1 1/4"
	NB.3360 8	8 1/2"	8"	3/8"	1 1/4"
	NB.3360 10	10 1/2"	10"	3/8"	1 1/4"
 White Bronze	WL.3360 4	4 1/4"	3 4/5"	3/8"	1 1/4"
	WL.3360 6	6 1/2"	6"	3/8"	1 1/4"
	WL.3360 8	8 1/2"	8"	3/8"	1 1/4"
	WL.3360 10	10 1/2"	10"	3/8"	1 1/4"