

**1090 SASH PULL**

1090 Sash Pull in Distressed Black (TC) 6" length

**MATERIAL**

Bronze

**AVAILABLE FINISHES**



Dark Bronze (BZ)



Distressed Black (TC)



Light Bronze (LT)



Medium White Bronze (WM)









Natural Bronze (NB)



White Bronze (WL)

**Distressed Black (TC) -**

Finish	Code	Length	Width	Projection
 Dark Bronze	BZ.1090 4	4"	3/8"	1"
	BZ.1090 6	6"	3/8"	1 1/4"
	BZ.1090 8	8"	3/8"	1 3/8"
	BZ.1090 10	10"	3/8"	1 3/8"
 Distressed Black	TC.1090 4	4"	3/8"	1"
	TC.1090 6	6"	3/8"	1 1/4"
	TC.1090 8	8"	3/8"	1 3/8"
	TC.1090 10	10"	3/8"	1 3/8"
 Light Bronze	LT.1090 4	4"	3/8"	1"
	LT.1090 6	6"	3/8"	1 1/4"
	LT.1090 8	8"	3/8"	1 3/8"
	LT.1090 10	10"	3/8"	1 3/8"
 Medium White Bronze	WM.1090 4	4"	3/8"	1"
	WM.1090 6	6"	3/8"	1 1/4"
	WM.1090 8	8"	3/8"	1 3/8"
	WM.1090 10	10"	3/8"	1 3/8"
 Natural Bronze	NB.1090 4	4"	3/8"	1"
	NB.1090 6	6"	3/8"	1 1/4"
	NB.1090 8	8"	3/8"	1 3/8"
	NB.1090 10	10"	3/8"	1 3/8"
 White Bronze	WL.1090 4	4"	3/8"	1"
	WL.1090 6	6"	3/8"	1 1/4"
	WL.1090 8	8"	3/8"	1 3/8"
	WL.1090 10	10"	3/8"	1 3/8"