

**3405 ALGAVE CABINET PULL**

3405 Algave Cabinet Pull in Natural Bronze (NB) 10" Screw Center

**MATERIAL**

Bronze

**AVAILABLE FINISHES**









Dark Bronze (BZ)    Distressed Black (TC)    Light Bronze (LT)



Medium White Bronze (WM)    Natural Bronze (NB)    White Bronze (WL)

**Natural Bronze (NB) -**

Finish	Code	Length	Screw Center	Width	Projection
 Dark Bronze	BZ.3405 4	4 1/4"	3 4/5"	7/8"	1 1/4"
	BZ.3405 6	6 3/8"	6"	7/8"	1 1/4"
	BZ.3405 8	8 3/8"	8"	7/8"	1 1/4"
	BZ.3405 10	10 3/8"	10"	7/8"	1 1/4"
 Distressed Black	TC.3405 4	4 1/4"	3 4/5"	7/8"	1 1/4"
	TC.3405 6	6 3/8"	6"	7/8"	1 1/4"
	TC.3405 8	8 3/8"	8"	7/8"	1 1/4"
	TC.3405 10	10 3/8"	10"	7/8"	1 1/4"
 Light Bronze	LT.3405 4	4 1/4"	3 4/5"	7/8"	1 1/4"
	LT.3405 6	6 3/8"	6"	7/8"	1 1/4"
	LT.3405 8	8 3/8"	8"	7/8"	1 1/4"
	LT.3405 10	10 3/8"	10"	7/8"	1 1/4"
 Medium White Bronze	WM.3405 4	4 1/4"	3 4/5"	7/8"	1 1/4"
	WM.3405 6	6 3/8"	6"	7/8"	1 1/4"
	WM.3405 8	8 3/8"	8"	7/8"	1 1/4"
	WM.3405 10	10 3/8"	10"	7/8"	1 1/4"
 Natural Bronze	NB.3405 4	4 1/4"	3 4/5"	7/8"	1 1/4"
	NB.3405 6	6 3/8"	6"	7/8"	1 1/4"
	NB.3405 8	8 3/8"	8"	7/8"	1 1/4"
	NB.3405 10	10 3/8"	10"	7/8"	1 1/4"
 White Bronze	WL.3405 4	4 1/4"	3 4/5"	7/8"	1 1/4"
	WL.3405 6	6 3/8"	6"	7/8"	1 1/4"
	WL.3405 8	8 3/8"	8"	7/8"	1 1/4"
	WL.3405 10	10 3/8"	10"	7/8"	1 1/4"