

MT4670 CABINET PULL

MT4670 Cabinet Pull in Polished Chrome (PCH) 6" screw centers

MATERIAL

Brass

AVAILABLE FINISHES



Dark Oil Rubbed (DOR)

Flat Black (BLK)

Polished Chrome (PCH)









Polished Nickel (PNI)

Satin Brass (MSB)

Satin Nickel (GSN)

Polished Chrome (PCH) - A bold classic contemporary finish on Solid Brass. The mirror effect reflects light and colors of the surroundings and will complement perfectly any fashionable color scheming. Polished Chrome is easy to clean and is low maintenance.

Finish	Code	Length	Screw Center	Projection	Diameter
 Dark Oil Rubbed	MT4670-102-DOR	6 1/2"	4"	1 1/4"	7/16"
	MT4670-152-DOR	8 1/2"	6"	1 1/4"	7/16"
	MT4670-203-DOR	10 1/2"	8"	1 1/4"	7/16"
	MT4670-254-DOR	12 1/2"	10"	1 1/4"	7/16"
 Flat Black	MT4670-102-BLK	6 1/2"	4"	1 1/4"	7/16"
	MT4670-152-BLK	8 1/2"	6"	1 1/4"	7/16"
	MT4670-203-BLK	10 1/2"	8"	1 1/4"	7/16"
	MT4670-254-BLK	12 1/2"	10"	1 1/4"	7/16"
 Polished Chrome	MT4670-102-PCH	6 1/2"	4"	1 1/4"	7/16"
	MT4670-152-PCH	8 1/2"	6"	1 1/4"	7/16"
	MT4670-203-PCH	10 1/2"	8"	1 1/4"	7/16"
	MT4670-254-PCH	12 1/2"	10"	1 1/4"	7/16"
 Polished Nickel	MT4670-102-PNI	6 1/2"	4"	1 1/4"	7/16"
	MT4670-152-PNI	8 1/2"	6"	1 1/4"	7/16"
	MT4670-203-PNI	10 1/2"	8"	1 1/4"	7/16"
	MT4670-254-PNI	12 1/2"	10"	1 1/4"	7/16"
 Satin Brass	MT4670-102-MSB	6 1/2"	4"	1 1/4"	7/16"
	MT4670-152-MSB	8 1/2"	6"	1 1/4"	7/16"
	MT4670-203-MSB	10 1/2"	8"	1 1/4"	7/16"
	MT4670-254-MSB	12 1/2"	10"	1 1/4"	7/16"
 Satin Nickel	MT4670-102-GSN	6 1/2"	4"	1 1/4"	7/16"
	MT4670-152-GSN	8 1/2"	6"	1 1/4"	7/16"
	MT4670-203-GSN	10 1/2"	8"	1 1/4"	7/16"
	MT4670-254-GSN	12 1/2"	10"	1 1/4"	7/16"