

**MT4670 CABINET PULL**

MT4670 Cabinet Pull in Satin Brass (MSB) 6" screw centers

**MATERIAL**

Brass

**AVAILABLE FINISHES**



Dark Oil Rubbed (DOR)

Flat Black (BLK)

Polished Chrome (PCH)









Polished Nickel (PNI)

Satin Brass (MSB)

Satin Nickel (GSN)

**Satin Brass (MSB)** - A modern alternative finish to traditional polished brass this attractive brushed texture beautifully mellows the colour of solid brass and adds warmth to both a traditional and a soft contemporary décor.

Finish	Code	Length	Screw Center	Projection	Diameter
 Dark Oil Rubbed	MT4670-102-DOR	6 1/2"	4"	1 1/4"	7/16"
	MT4670-152-DOR	8 1/2"	6"	1 1/4"	7/16"
	MT4670-203-DOR	10 1/2"	8"	1 1/4"	7/16"
	MT4670-254-DOR	12 1/2"	10"	1 1/4"	7/16"
 Flat Black	MT4670-102-BLK	6 1/2"	4"	1 1/4"	7/16"
	MT4670-152-BLK	8 1/2"	6"	1 1/4"	7/16"
	MT4670-203-BLK	10 1/2"	8"	1 1/4"	7/16"
	MT4670-254-BLK	12 1/2"	10"	1 1/4"	7/16"
 Polished Chrome	MT4670-102-PCH	6 1/2"	4"	1 1/4"	7/16"
	MT4670-152-PCH	8 1/2"	6"	1 1/4"	7/16"
	MT4670-203-PCH	10 1/2"	8"	1 1/4"	7/16"
	MT4670-254-PCH	12 1/2"	10"	1 1/4"	7/16"
 Polished Nickel	MT4670-102-PNI	6 1/2"	4"	1 1/4"	7/16"
	MT4670-152-PNI	8 1/2"	6"	1 1/4"	7/16"
	MT4670-203-PNI	10 1/2"	8"	1 1/4"	7/16"
	MT4670-254-PNI	12 1/2"	10"	1 1/4"	7/16"
 Satin Brass	MT4670-102-MSB	6 1/2"	4"	1 1/4"	7/16"
	MT4670-152-MSB	8 1/2"	6"	1 1/4"	7/16"
	MT4670-203-MSB	10 1/2"	8"	1 1/4"	7/16"
	MT4670-254-MSB	12 1/2"	10"	1 1/4"	7/16"
 Satin Nickel	MT4670-102-GSN	6 1/2"	4"	1 1/4"	7/16"
	MT4670-152-GSN	8 1/2"	6"	1 1/4"	7/16"
	MT4670-203-GSN	10 1/2"	8"	1 1/4"	7/16"
	MT4670-254-GSN	12 1/2"	10"	1 1/4"	7/16"