

MT4473 HEX PROFILE PULL

MT4473 Hex Profile Pull in Satin Nickel (GSN) 4" screw centers

MATERIAL

Brass

AVAILABLE FINISHES



Dark Oil Rubbed (DOR)



Flat Black (BLK)



Polished Chrome (PCH)



Polished Nickel (PNI)









Satin Brass (MSB)



Satin Nickel (GSN)

Satin Nickel (GSN) - With its honeyed grey tone created by brushed nickel plating on brass, this finish closely matches Stainless Steel but offers a warm and subtle alternative which is popular in traditional and modern décors.

Finish	Code	Length	Screw Center	Width	Projection
 Dark Oil Rubbed	MT4473-102-DOR	4 9/16"	4"	1/2"	1 5/16"
	MT4473-152-DOR	6 9/16"	6"	1/2"	1 5/16"
	MT4473-203-DOR	8 9/16"	8"	1/2"	1 5/16"
	MT4473-254-DOR	10 9/16"	10"	1/2"	1 5/16"
 Flat Black	MT4473-102-BLK	4 9/16"	4"	1/2"	1 5/16"
	MT4473-152-BLK	6 9/16"	6"	1/2"	1 5/16"
	MT4473-203-BLK	8 9/16"	8"	1/2"	1 5/16"
	MT4473-254-BLK	10 9/16"	10"	1/2"	1 5/16"
 Polished Chrome	MT4473-102-PCH	4 9/16"	4"	1/2"	1 5/16"
	MT4473-152-PCH	6 9/16"	6"	1/2"	1 5/16"
	MT4473-203-PCH	8 9/16"	8"	1/2"	1 5/16"
	MT4473-254-PCH	10 9/16"	10"	1/2"	1 5/16"
 Polished Nickel	MT4473-102-PNI	4 9/16"	4"	1/2"	1 5/16"
	MT4473-152-PNI	6 9/16"	6"	1/2"	1 5/16"
	MT4473-203-PNI	8 9/16"	8"	1/2"	1 5/16"
	MT4473-254-PNI	10 9/16"	10"	1/2"	1 5/16"
 Satin Brass	MT4473-102-MSB	4 9/16"	4"	1/2"	1 5/16"
	MT4473-152-MSB	6 9/16"	6"	1/2"	1 5/16"
	MT4473-203-MSB	8 9/16"	8"	1/2"	1 5/16"
	MT4473-254-MSB	10 9/16"	10"	1/2"	1 5/16"
 Satin Nickel	MT4473-102-GSN	4 9/16"	4"	1/2"	1 5/16"
	MT4473-152-GSN	6 9/16"	6"	1/2"	1 5/16"
	MT4473-203-GSN	8 9/16"	8"	1/2"	1 5/16"
	MT4473-254-GSN	10 9/16"	10"	1/2"	1 5/16"