

**MT4461 PARTIAL KNURLED PULL**

MT4461 Partial Knurled Pull in Polished Nickel (PNI) 6" screw centers

**MATERIAL**

Brass

**AVAILABLE FINISHES**



Dark Oil Rubbed (DOR)

Flat Black (BLK)

Polished Chrome (PCH)









Polished Nickel (PNI)

Satin Brass (MSB)

Satin Nickel (GSN)

**Polished Nickel (PNI)** - With its subtle golden hue this is a mellow alternative to polished chrome. The finish is not coated and will oxidise naturally. If not regularly buffed with a soft cloth this finish will subtly change over time by taking on an aged patina. The finish may be restored with a gentle polish.

Finish	Code	Length	Screw Center	Width	Projection
 Dark Oil Rubbed	MT4461-102-DOR	5"	4"	7/16"	1 3/16"
	MT4461-152-DOR	7"	6"	7/16"	1 3/16"
	MT4461-203-DOR	9"	8"	7/16"	1 3/16"
	MT4461-254-DOR	11"	10"	1/2"	1 3/16"
 Flat Black	MT4461-102-BLK	5"	4"	7/16"	1 3/16"
	MT4461-152-BLK	7"	6"	7/16"	1 3/16"
	MT4461-203-BLK	9"	8"	7/16"	1 3/16"
	MT4461-254-BLK	11"	10"	1/2"	1 3/16"
 Polished Chrome	MT4461-102-PCH	5"	4"	7/16"	1 3/16"
	MT4461-152-PCH	7"	6"	7/16"	1 3/16"
	MT4461-203-PCH	9"	8"	7/16"	1 3/16"
	MT4461-254-PCH	11"	10"	1/2"	1 3/16"
 Polished Nickel	MT4461-102-PNI	5"	4"	7/16"	1 3/16"
	MT4461-152-PNI	7"	6"	7/16"	1 3/16"
	MT4461-203-PNI	9"	8"	7/16"	1 3/16"
	MT4461-254-PNI	11"	10"	1/2"	1 3/16"
 Satin Brass	MT4461-102-MSB	5"	4"	7/16"	1 3/16"
	MT4461-152-MSB	7"	6"	7/16"	1 3/16"
	MT4461-203-MSB	9"	8"	7/16"	1 3/16"
	MT4461-254-MSB	11"	10"	1/2"	1 3/16"
 Satin Nickel	MT4461-102-GSN	5"	4"	7/16"	1 3/16"
	MT4461-152-GSN	7"	6"	7/16"	1 3/16"
	MT4461-203-GSN	9"	8"	7/16"	1 3/16"
	MT4461-254-GSN	11"	10"	1/2"	1 3/16"