


MT4461 PARTIAL KNURLED PULL

MT4461 Partial Knurled Pull in Polished Chrome (PCH) 6" screw centers







MATERIAL

Brass

AVAILABLE FINISHES



Polished Chrome (PCH) - A bold classic contemporary finish on Solid Brass. The mirror effect reflects light and colors of the surroundings and will complement perfectly any fashionable color scheming. Polished Chrome is easy to clean and is low maintenance.

Finish	Code	Length	Screw Center	Width	Projection
	MT4461-102-DOR	5"	4"	7/16"	1 3/16"
	MT4461-152-DOR	7"	6"	7/16"	1 3/16"
	MT4461-203-DOR	9"	8"	7/16"	1 3/16"
	MT4461-254-DOR	11"	10"	1/2"	1 3/16"
Dark Oil Rubbed	MT4461-102-DOR	5"	4"	7/16"	1 3/16"
	MT4461-152-DOR	7"	6"	7/16"	1 3/16"
	MT4461-203-DOR	9"	8"	7/16"	1 3/16"
	MT4461-254-DOR	11"	10"	1/2"	1 3/16"
	MT4461-102-BLK	5"	4"	7/16"	1 3/16"
	MT4461-152-BLK	7"	6"	7/16"	1 3/16"
	MT4461-203-BLK	9"	8"	7/16"	1 3/16"
	MT4461-254-BLK	11"	10"	1/2"	1 3/16"
Flat Black	MT4461-102-BLK	5"	4"	7/16"	1 3/16"
	MT4461-152-BLK	7"	6"	7/16"	1 3/16"
	MT4461-203-BLK	9"	8"	7/16"	1 3/16"
	MT4461-254-BLK	11"	10"	1/2"	1 3/16"
	MT4461-102-PCH	5"	4"	7/16"	1 3/16"
	MT4461-152-PCH	7"	6"	7/16"	1 3/16"
	MT4461-203-PCH	9"	8"	7/16"	1 3/16"
	MT4461-254-PCH	11"	10"	1/2"	1 3/16"
Polished Chrome	MT4461-102-PCH	5"	4"	7/16"	1 3/16"
	MT4461-152-PCH	7"	6"	7/16"	1 3/16"
	MT4461-203-PCH	9"	8"	7/16"	1 3/16"
	MT4461-254-PCH	11"	10"	1/2"	1 3/16"
	MT4461-102-PNI	5"	4"	7/16"	1 3/16"
	MT4461-152-PNI	7"	6"	7/16"	1 3/16"
	MT4461-203-PNI	9"	8"	7/16"	1 3/16"
	MT4461-254-PNI	11"	10"	1/2"	1 3/16"
Polished Nickel	MT4461-102-PNI	5"	4"	7/16"	1 3/16"
	MT4461-152-PNI	7"	6"	7/16"	1 3/16"
	MT4461-203-PNI	9"	8"	7/16"	1 3/16"
	MT4461-254-PNI	11"	10"	1/2"	1 3/16"
	MT4461-102-MSB	5"	4"	7/16"	1 3/16"
	MT4461-152-MSB	7"	6"	7/16"	1 3/16"
	MT4461-203-MSB	9"	8"	7/16"	1 3/16"
	MT4461-254-MSB	11"	10"	1/2"	1 3/16"
Satin Brass	MT4461-102-MSB	5"	4"	7/16"	1 3/16"
	MT4461-152-MSB	7"	6"	7/16"	1 3/16"
	MT4461-203-MSB	9"	8"	7/16"	1 3/16"
	MT4461-254-MSB	11"	10"	1/2"	1 3/16"
	MT4461-102-GSN	5"	4"	7/16"	1 3/16"
	MT4461-152-GSN	7"	6"	7/16"	1 3/16"
	MT4461-203-GSN	9"	8"	7/16"	1 3/16"
	MT4461-254-GSN	11"	10"	1/2"	1 3/16"
Satin Nickel	MT4461-102-GSN	5"	4"	7/16"	1 3/16"
	MT4461-152-GSN	7"	6"	7/16"	1 3/16"
	MT4461-203-GSN	9"	8"	7/16"	1 3/16"
	MT4461-254-GSN	11"	10"	1/2"	1 3/16"