

**MT4458 KNURLED PULL**

MT4458 Knurled Pull in Satin Brass (MSB) 6" screw centers

**MATERIAL**

Brass

**AVAILABLE FINISHES**



Dark Oil Rubbed (DOR)

Flat Black (BLK)

Polished Chrome (PCH)









Polished Nickel (PNI)

Satin Brass (MSB)

Satin Nickel (GSN)

**Satin Brass (MSB)** - A modern alternative finish to traditional polished brass this attractive brushed texture beautifully mellows the colour of solid brass and adds warmth to both a traditional and a soft contemporary décor.

Finish	Code	Length	Screw Center	Width	Projection
 Dark Oil Rubbed	MT4458-102-DOR	5 1/4"	4"	7/16"	1 3/16"
	MT4458-152-DOR	7 1/4"	6"	7/16"	1 3/16"
	MT4458-203-DOR	9 1/4"	8"	7/16"	1 3/16"
	MT4458-254-DOR	11 1/4"	10"	1/2"	1 3/16"
 Flat Black	MT4458-102-BLK	5 1/4"	4"	7/16"	1 3/16"
	MT4458-152-BLK	7 1/4"	6"	7/16"	1 3/16"
	MT4458-203-BLK	9 1/4"	8"	7/16"	1 3/16"
	MT4458-254-BLK	11 1/4"	10"	1/2"	1 3/16"
 Polished Chrome	MT4458-102-PCH	5 1/4"	4"	7/16"	1 3/16"
	MT4458-152-PCH	7 1/4"	6"	7/16"	1 3/16"
	MT4458-203-PCH	9 1/4"	8"	7/16"	1 3/16"
	MT4458-254-PCH	11 1/4"	10"	1/2"	1 3/16"
 Polished Nickel	MT4458-102-PNI	5 1/4"	4"	7/16"	1 3/16"
	MT4458-152-PNI	7 1/4"	6"	7/16"	1 3/16"
	MT4458-203-PNI	9 1/4"	8"	7/16"	1 3/16"
	MT4458-254-PNI	11 1/4"	10"	1/2"	1 3/16"
 Satin Brass	MT4458-102-MSB	5 1/4"	4"	7/16"	1 3/16"
	MT4458-152-MSB	7 1/4"	6"	7/16"	1 3/16"
	MT4458-203-MSB	9 1/4"	8"	7/16"	1 3/16"
	MT4458-254-MSB	11 1/4"	10"	1/2"	1 3/16"
 Satin Nickel	MT4458-102-GSN	5 1/4"	4"	7/16"	1 3/16"
	MT4458-152-GSN	7 1/4"	6"	7/16"	1 3/16"
	MT4458-203-GSN	9 1/4"	8"	7/16"	1 3/16"
	MT4458-254-GSN	11 1/4"	10"	1/2"	1 3/16"