

**MT4434 PHOENIX PULL**

MT4434 Phoenix Pull in Satin Nickel (GSN) 6" screw centers

**MATERIAL**

Brass

**AVAILABLE FINISHES**



Dark Oil Rubbed (DOR)



Flat Black (BLK)



Polished Chrome (PCH)



Polished Nickel (PNI)









Satin Brass (MSB)



Satin Nickel (GSN)

**Satin Nickel (GSN)** - With its honeyed grey tone created by brushed nickel plating on brass, this finish closely matches Stainless Steel but offers a warm and subtle alternative which is popular in traditional and modern décors.

Finish	Code	Length	Screw Center	Width	Projection
 Dark Oil Rubbed	MT4434-102-DOR	4 3/4"	4"	7/16"	1 1/4"
	MT4434-152-DOR	6 3/4"	6"	7/16"	1 1/4"
	MT4434-203-DOR	8 3/4"	8"	7/16"	1 1/4"
	MT4434-254-DOR	10 3/4"	10"	7/16"	1 1/4"
 Flat Black	MT4434-102-BLK	4 3/4"	4"	7/16"	1 1/4"
	MT4434-152-BLK	6 3/4"	6"	7/16"	1 1/4"
	MT4434-203-BLK	8 3/4"	8"	7/16"	1 1/4"
	MT4434-254-BLK	10 3/4"	10"	7/16"	1 1/4"
 Polished Chrome	MT4434-102-PCH	4 3/4"	4"	7/16"	1 1/4"
	MT4434-152-PCH	6 3/4"	6"	7/16"	1 1/4"
	MT4434-203-PCH	8 3/4"	8"	7/16"	1 1/4"
	MT4434-254-PCH	10 3/4"	10"	7/16"	1 1/4"
 Polished Nickel	MT4434-102-PNI	4 3/4"	4"	7/16"	1 1/4"
	MT4434-152-PNI	6 3/4"	6"	7/16"	1 1/4"
	MT4434-203-PNI	8 3/4"	8"	7/16"	1 1/4"
	MT4434-254-PNI	10 3/4"	10"	7/16"	1 1/4"
 Satin Brass	MT4434-102-MSB	4 3/4"	4"	7/16"	1 1/4"
	MT4434-152-MSB	6 3/4"	6"	7/16"	1 1/4"
	MT4434-203-MSB	8 3/4"	8"	7/16"	1 1/4"
	MT4434-254-MSB	10 3/4"	10"	7/16"	1 1/4"
 Satin Nickel	MT4434-102-GSN	4 3/4"	4"	7/16"	1 1/4"
	MT4434-152-GSN	6 3/4"	6"	7/16"	1 1/4"
	MT4434-203-GSN	8 3/4"	8"	7/16"	1 1/4"
	MT4434-254-GSN	10 3/4"	10"	7/16"	1 1/4"