

## MT4422 HEX PROFILE PULL

MT4422 Hex Profile Pull in Satin Nickel (GSN) 6" screw centers

### MATERIAL

Brass

### AVAILABLE FINISHES



Dark Oil Rubbed  
(DOR)

Flat Black (BLK)

Polished Chrome  
(PCH)









Polished Nickel (PNI)

Satin Brass (MSB)

Satin Nickel (GSN)

**Satin Nickel (GSN)** - With its honeyed grey tone created by brushed nickel plating on brass, this finish closely matches Stainless Steel but offers a warm and subtle alternative which is popular in traditional and modern décors.

Finish	Code	Length	Screw Center	Width	Projection
 Dark Oil Rubbed	MT4422-102-DOR	5 1/4"	4"	1/2"	1 5/16"
	MT4422-152-DOR	7 1/4"	6"	1/2"	1 5/16"
	MT4422-203-DOR	9 1/4"	8"	1/2"	1 5/16"
	MT4422-254-DOR	11 1/4"	10"	1/2"	1 5/16"
 Flat Black	MT4422-102-BLK	5 1/4"	4"	1/2"	1 5/16"
	MT4422-152-BLK	7 1/4"	6"	1/2"	1 5/16"
	MT4422-203-BLK	9 1/4"	8"	1/2"	1 5/16"
	MT4422-254-BLK	11 1/4"	10"	1/2"	1 5/16"
 Polished Chrome	MT4422-102-PCH	5 1/4"	4"	1/2"	1 5/16"
	MT4422-152-PCH	7 1/4"	6"	1/2"	1 5/16"
	MT4422-203-PCH	9 1/4"	8"	1/2"	1 5/16"
	MT4422-254-PCH	11 1/4"	10"	1/2"	1 5/16"
 Polished Nickel	MT4422-102-PNI	5 1/4"	4"	1/2"	1 5/16"
	MT4422-152-PNI	7 1/4"	6"	1/2"	1 5/16"
	MT4422-203-PNI	9 1/4"	8"	1/2"	1 5/16"
	MT4422-254-PNI	11 1/4"	10"	1/2"	1 5/16"
 Satin Brass	MT4422-102-MSB	5 1/4"	4"	1/2"	1 5/16"
	MT4422-152-MSB	7 1/4"	6"	1/2"	1 5/16"
	MT4422-203-MSB	9 1/4"	8"	1/2"	1 5/16"
	MT4422-254-MSB	11 1/4"	10"	1/2"	1 5/16"
 Satin Nickel	MT4422-102-GSN	5 1/4"	4"	1/2"	1 5/16"
	MT4422-152-GSN	7 1/4"	6"	1/2"	1 5/16"
	MT4422-203-GSN	9 1/4"	8"	1/2"	1 5/16"
	MT4422-254-GSN	11 1/4"	10"	1/2"	1 5/16"