

MT4422 HEX PROFILE PULL

MT4422 Hex Profile Pull in Dark Oil Rubbed (DOR) 6" screw centers

MATERIAL

Brass

AVAILABLE FINISHES



Dark Oil Rubbed (DOR)



Flat Black (BLK)



Polished Chrome (PCH)



Polished Nickel (PNI)









Satin Brass (MSB)



Satin Nickel (GSN)

Dark Oil Rubbed (DOR) - An aged finish on brass creating a vintage appearance, yet one that also looks outstanding in contemporary schemes. Over a period of time the bronze colour will lighten along any edges and surfaces that are frequently touched and create a naturally aged appearance highlighting frequently touched areas and exposing the brass below.

Finish	Code	Length	Screw Center	Width	Projection
	MT4422-102-DOR	5 1/4"	4"	1/2"	1 5/16"
	MT4422-152-DOR	7 1/4"	6"	1/2"	1 5/16"
	MT4422-203-DOR	9 1/4"	8"	1/2"	1 5/16"
	MT4422-254-DOR	11 1/4"	10"	1/2"	1 5/16"
Dark Oil Rubbed	MT4422-102-DOR	5 1/4"	4"	1/2"	1 5/16"
	MT4422-152-DOR	7 1/4"	6"	1/2"	1 5/16"
	MT4422-203-DOR	9 1/4"	8"	1/2"	1 5/16"
	MT4422-254-DOR	11 1/4"	10"	1/2"	1 5/16"
	MT4422-102-BLK	5 1/4"	4"	1/2"	1 5/16"
	MT4422-152-BLK	7 1/4"	6"	1/2"	1 5/16"
	MT4422-203-BLK	9 1/4"	8"	1/2"	1 5/16"
	MT4422-254-BLK	11 1/4"	10"	1/2"	1 5/16"
Flat Black	MT4422-102-BLK	5 1/4"	4"	1/2"	1 5/16"
	MT4422-102-PCH	5 1/4"	4"	1/2"	1 5/16"
	MT4422-152-PCH	7 1/4"	6"	1/2"	1 5/16"
	MT4422-203-PCH	9 1/4"	8"	1/2"	1 5/16"
	MT4422-254-PCH	11 1/4"	10"	1/2"	1 5/16"
Polished Chrome	MT4422-102-PCH	5 1/4"	4"	1/2"	1 5/16"
	MT4422-102-PNI	5 1/4"	4"	1/2"	1 5/16"
	MT4422-152-PNI	7 1/4"	6"	1/2"	1 5/16"
	MT4422-203-PNI	9 1/4"	8"	1/2"	1 5/16"
	MT4422-254-PNI	11 1/4"	10"	1/2"	1 5/16"
Polished Nickel	MT4422-102-PNI	5 1/4"	4"	1/2"	1 5/16"
	MT4422-102-MSB	5 1/4"	4"	1/2"	1 5/16"
	MT4422-152-MSB	7 1/4"	6"	1/2"	1 5/16"
	MT4422-203-MSB	9 1/4"	8"	1/2"	1 5/16"
	MT4422-254-MSB	11 1/4"	10"	1/2"	1 5/16"
Satin Brass	MT4422-102-MSB	5 1/4"	4"	1/2"	1 5/16"
	MT4422-102-GSN	5 1/4"	4"	1/2"	1 5/16"
	MT4422-152-GSN	7 1/4"	6"	1/2"	1 5/16"
	MT4422-203-GSN	9 1/4"	8"	1/2"	1 5/16"
	MT4422-254-GSN	11 1/4"	10"	1/2"	1 5/16"
Satin Nickel	MT4422-102-GSN	5 1/4"	4"	1/2"	1 5/16"