

MT4410 STEPPED PULL

MT4410 Stepped Pull in Polished Nickel (PNI) 6" screw centers

MATERIAL

Brass

AVAILABLE FINISHES



Dark Oil Rubbed (DOR)



Flat Black (BLK)



Polished Chrome (PCH)



Polished Nickel (PNI)









Satin Brass (MSB)



Satin Nickel (GSN)

Polished Nickel (PNI) - With its subtle golden hue this is a mellow alternative to polished chrome. The finish is not coated and will oxidise naturally. If not regularly buffed with a soft cloth this finish will subtly change over time by taking on an aged patina. The finish may be restored with a gentle polish.

Finish	Code	Length	Screw Center	Width	Projection
 Dark Oil Rubbed	MT4410-102-DOR	5 1/4"	4"	7/16"	1 3/16"
	MT4410-152-DOR	7 1/4"	6"	7/16"	1 3/16"
	MT4410-203-DOR	9 1/4"	8"	7/16"	1 3/16"
	MT4410-254-DOR	11 1/4"	10"	7/16"	1 3/16"
 Flat Black	MT4410-102-BLK	5 1/4"	4"	7/16"	1 3/16"
	MT4410-152-BLK	7 1/4"	6"	7/16"	1 3/16"
	MT4410-203-BLK	9 1/4"	8"	7/16"	1 3/16"
	MT4410-254-BLK	11 1/4"	10"	7/16"	1 3/16"
 Polished Chrome	MT4410-102-PCH	5 1/4"	4"	7/16"	1 3/16"
	MT4410-152-PCH	7 1/4"	6"	7/16"	1 3/16"
	MT4410-203-PCH	9 1/4"	8"	7/16"	1 3/16"
	MT4410-254-PCH	11 1/4"	10"	7/16"	1 3/16"
 Polished Nickel	MT4410-102-PNI	5 1/4"	4"	7/16"	1 3/16"
	MT4410-152-PNI	7 1/4"	6"	7/16"	1 3/16"
	MT4410-203-PNI	9 1/4"	8"	7/16"	1 3/16"
	MT4410-254-PNI	11 1/4"	10"	7/16"	1 3/16"
 Satin Brass	MT4410-102-MSB	5 1/4"	4"	7/16"	1 3/16"
	MT4410-152-MSB	7 1/4"	6"	7/16"	1 3/16"
	MT4410-203-MSB	9 1/4"	8"	7/16"	1 3/16"
	MT4410-254-MSB	11 1/4"	10"	7/16"	1 3/16"
 Satin Nickel	MT4410-102-GSN	5 1/4"	4"	7/16"	1 3/16"
	MT4410-152-GSN	7 1/4"	6"	7/16"	1 3/16"
	MT4410-203-GSN	9 1/4"	8"	7/16"	1 3/16"
	MT4410-254-GSN	11 1/4"	10"	7/16"	1 3/16"