

MT4410 STEPPED PULL

MT4410 Stepped Pull in Polished Chrome (PCH) 6" screw centers

MATERIAL

Brass

AVAILABLE FINISHES



Dark Oil Rubbed (DOR)

Flat Black (BLK)

Polished Chrome (PCH)









Polished Nickel (PNI)

Satin Brass (MSB)

Satin Nickel (GSN)

Polished Chrome (PCH) - A bold classic contemporary finish on Solid Brass. The mirror effect reflects light and colors of the surroundings and will complement perfectly any fashionable color scheming. Polished Chrome is easy to clean and is low maintenance.

Finish	Code	Length	Screw Center	Width	Projection
 Dark Oil Rubbed	MT4410-102-DOR	5 1/4"	4"	7/16"	1 3/16"
	MT4410-152-DOR	7 1/4"	6"	7/16"	1 3/16"
	MT4410-203-DOR	9 1/4"	8"	7/16"	1 3/16"
	MT4410-254-DOR	11 1/4"	10"	7/16"	1 3/16"
 Flat Black	MT4410-102-BLK	5 1/4"	4"	7/16"	1 3/16"
	MT4410-152-BLK	7 1/4"	6"	7/16"	1 3/16"
	MT4410-203-BLK	9 1/4"	8"	7/16"	1 3/16"
	MT4410-254-BLK	11 1/4"	10"	7/16"	1 3/16"
 Polished Chrome	MT4410-102-PCH	5 1/4"	4"	7/16"	1 3/16"
	MT4410-152-PCH	7 1/4"	6"	7/16"	1 3/16"
	MT4410-203-PCH	9 1/4"	8"	7/16"	1 3/16"
	MT4410-254-PCH	11 1/4"	10"	7/16"	1 3/16"
 Polished Nickel	MT4410-102-PNI	5 1/4"	4"	7/16"	1 3/16"
	MT4410-152-PNI	7 1/4"	6"	7/16"	1 3/16"
	MT4410-203-PNI	9 1/4"	8"	7/16"	1 3/16"
	MT4410-254-PNI	11 1/4"	10"	7/16"	1 3/16"
 Satin Brass	MT4410-102-MSB	5 1/4"	4"	7/16"	1 3/16"
	MT4410-152-MSB	7 1/4"	6"	7/16"	1 3/16"
	MT4410-203-MSB	9 1/4"	8"	7/16"	1 3/16"
	MT4410-254-MSB	11 1/4"	10"	7/16"	1 3/16"
 Satin Nickel	MT4410-102-GSN	5 1/4"	4"	7/16"	1 3/16"
	MT4410-152-GSN	7 1/4"	6"	7/16"	1 3/16"
	MT4410-203-GSN	9 1/4"	8"	7/16"	1 3/16"
	MT4410-254-GSN	11 1/4"	10"	7/16"	1 3/16"