

MT4410 STEPPED PULL

MT4410 Stepped Pull in Satin Brass (MSB) 6" screw centers

MATERIAL

Brass

AVAILABLE FINISHES



Dark Oil Rubbed (DOR)



Flat Black (BLK)



Polished Chrome (PCH)



Polished Nickel (PNI)









Satin Brass (MSB)



Satin Nickel (GSN)

Satin Brass (MSB) - A modern alternative finish to traditional polished brass this attractive brushed texture beautifully mellows the colour of solid brass and adds warmth to both a traditional and a soft contemporary décor.

Finish	Code	Length	Screw Center	Width	Projection
 Dark Oil Rubbed	MT4410-102-DOR	5 1/4"	4"	7/16"	1 3/16"
	MT4410-152-DOR	7 1/4"	6"	7/16"	1 3/16"
	MT4410-203-DOR	9 1/4"	8"	7/16"	1 3/16"
	MT4410-254-DOR	11 1/4"	10"	7/16"	1 3/16"
 Flat Black	MT4410-102-BLK	5 1/4"	4"	7/16"	1 3/16"
	MT4410-152-BLK	7 1/4"	6"	7/16"	1 3/16"
	MT4410-203-BLK	9 1/4"	8"	7/16"	1 3/16"
	MT4410-254-BLK	11 1/4"	10"	7/16"	1 3/16"
 Polished Chrome	MT4410-102-PCH	5 1/4"	4"	7/16"	1 3/16"
	MT4410-152-PCH	7 1/4"	6"	7/16"	1 3/16"
	MT4410-203-PCH	9 1/4"	8"	7/16"	1 3/16"
	MT4410-254-PCH	11 1/4"	10"	7/16"	1 3/16"
 Polished Nickel	MT4410-102-PNI	5 1/4"	4"	7/16"	1 3/16"
	MT4410-152-PNI	7 1/4"	6"	7/16"	1 3/16"
	MT4410-203-PNI	9 1/4"	8"	7/16"	1 3/16"
	MT4410-254-PNI	11 1/4"	10"	7/16"	1 3/16"
 Satin Brass	MT4410-102-MSB	5 1/4"	4"	7/16"	1 3/16"
	MT4410-152-MSB	7 1/4"	6"	7/16"	1 3/16"
	MT4410-203-MSB	9 1/4"	8"	7/16"	1 3/16"
	MT4410-254-MSB	11 1/4"	10"	7/16"	1 3/16"
 Satin Nickel	MT4410-102-GSN	5 1/4"	4"	7/16"	1 3/16"
	MT4410-152-GSN	7 1/4"	6"	7/16"	1 3/16"
	MT4410-203-GSN	9 1/4"	8"	7/16"	1 3/16"
	MT4410-254-GSN	11 1/4"	10"	7/16"	1 3/16"