

**MT4410 STEPPED PULL**

MT4410 Stepped Pull in Flat Black (BLK) 6" screw centers

**MATERIAL**

Brass

**AVAILABLE FINISHES**



Dark Oil Rubbed  
(DOR)

Flat Black (BLK)

Polished Chrome  
(PCH)









Polished Nickel (PNI)

Satin Brass (MSB)

Satin Nickel (GSN)

**Flat Black (BLK) -**

Finish	Code	Length	Screw Center	Width	Projection
 Dark Oil Rubbed	MT4410-102-DOR	5 1/4"	4"	7/16"	1 3/16"
	MT4410-152-DOR	7 1/4"	6"	7/16"	1 3/16"
	MT4410-203-DOR	9 1/4"	8"	7/16"	1 3/16"
	MT4410-254-DOR	11 1/4"	10"	7/16"	1 3/16"
 Flat Black	MT4410-102-BLK	5 1/4"	4"	7/16"	1 3/16"
	MT4410-152-BLK	7 1/4"	6"	7/16"	1 3/16"
	MT4410-203-BLK	9 1/4"	8"	7/16"	1 3/16"
	MT4410-254-BLK	11 1/4"	10"	7/16"	1 3/16"
 Polished Chrome	MT4410-102-PCH	5 1/4"	4"	7/16"	1 3/16"
	MT4410-152-PCH	7 1/4"	6"	7/16"	1 3/16"
	MT4410-203-PCH	9 1/4"	8"	7/16"	1 3/16"
	MT4410-254-PCH	11 1/4"	10"	7/16"	1 3/16"
 Polished Nickel	MT4410-102-PNI	5 1/4"	4"	7/16"	1 3/16"
	MT4410-152-PNI	7 1/4"	6"	7/16"	1 3/16"
	MT4410-203-PNI	9 1/4"	8"	7/16"	1 3/16"
	MT4410-254-PNI	11 1/4"	10"	7/16"	1 3/16"
 Satin Brass	MT4410-102-MSB	5 1/4"	4"	7/16"	1 3/16"
	MT4410-152-MSB	7 1/4"	6"	7/16"	1 3/16"
	MT4410-203-MSB	9 1/4"	8"	7/16"	1 3/16"
	MT4410-254-MSB	11 1/4"	10"	7/16"	1 3/16"
 Satin Nickel	MT4410-102-GSN	5 1/4"	4"	7/16"	1 3/16"
	MT4410-152-GSN	7 1/4"	6"	7/16"	1 3/16"
	MT4410-203-GSN	9 1/4"	8"	7/16"	1 3/16"
	MT4410-254-GSN	11 1/4"	10"	7/16"	1 3/16"