

MT3960 JAMESTOWN PULL

MT3960 Jamestown pull in Polished Chrome (PCH) 6" screw centers

MATERIAL

Brass

AVAILABLE FINISHES



Dark Oil Rubbed (DOR)



Flat Black (BLK)



Polished Chrome (PCH)



Polished Nickel (PNI)









Satin Brass (MSB)



Satin Nickel (GSN)

Polished Chrome (PCH) - A bold classic contemporary finish on Solid Brass. The mirror effect reflects light and colors of the surroundings and will complement perfectly any fashionable color scheming. Polished Chrome is easy to clean and is low maintenance.

Finish	Code	Length	Screw Center	Projection	Diameter
 Dark Oil Rubbed	MT3960-102-DOR	4 5/8"	4"	1 7/16"	9/16"
	MT3960-152-DOR	6 5/8"	6"	1 9/16"	5/8"
	MT3960-203-DOR	8 3/4"	8"	1 5/8"	3/4"
	MT3960-254-DOR	10 3/4"	10"	1 5/8"	3/4"
 Flat Black	MT3960-102-BLK	4 5/8"	4"	1 7/16"	9/16"
	MT3960-152-BLK	6 5/8"	6"	1 9/16"	5/8"
	MT3960-203-BLK	8 3/4"	8"	1 5/8"	3/4"
	MT3960-254-BLK	10 3/4"	10"	1 5/8"	3/4"
 Polished Chrome	MT3960-102-PCH	4 5/8"	4"	1 7/16"	9/16"
	MT3960-152-PCH	6 5/8"	6"	1 9/16"	5/8"
	MT3960-203-PCH	8 3/4"	8"	1 5/8"	3/4"
	MT3960-254-PCH	10 3/4"	10"	1 5/8"	3/4"
 Polished Nickel	MT3960-102-PNI	4 5/8"	4"	1 7/16"	9/16"
	MT3960-152-PNI	6 5/8"	6"	1 9/16"	5/8"
	MT3960-203-PNI	8 3/4"	8"	1 5/8"	3/4"
	MT3960-254-PNI	10 3/4"	10"	1 5/8"	3/4"
 Satin Brass	MT3960-102-MSB	4 5/8"	4"	1 7/16"	9/16"
	MT3960-152-MSB	6 5/8"	6"	1 9/16"	5/8"
	MT3960-203-MSB	8 3/4"	8"	1 5/8"	3/4"
	MT3960-254-MSB	10 3/4"	10"	1 5/8"	3/4"
 Satin Nickel	MT3960-102-GSN	4 5/8"	4"	1 7/16"	9/16"
	MT3960-152-GSN	6 5/8"	6"	1 9/16"	5/8"
	MT3960-203-GSN	8 3/4"	8"	1 5/8"	3/4"
	MT3960-254-GSN	10 3/4"	10"	1 5/8"	3/4"