

**MT3681 LINEAR PULL**

MT3681 Linear Pull in Satin Brass (MSB) 6" screw centers

**MATERIAL**

Brass

**AVAILABLE FINISHES**



Dark Oil Rubbed (DOR)

Flat Black (BLK)

Polished Chrome (PCH)









Polished Nickel (PNI)

Satin Brass (MSB)

Satin Nickel (GSN)

**Satin Brass (MSB)** - A modern alternative finish to traditional polished brass this attractive brushed texture beautifully mellows the colour of solid brass and adds warmth to both a traditional and a soft contemporary décor.

Finish	Code	Length	Screw Center	Width	Projection
 Dark Oil Rubbed	MT3681-096-DOR	5 3/16"	3 3/4"	5/16"	1 3/16"
	MT3681-152-DOR	7 3/8"	6"	5/16"	1 3/16"
	MT3681-203-DOR	9 3/8"	8"	5/16"	1 3/16"
	MT3681-254-DOR	11 3/8"	10"	5/16"	1 3/16"
 Flat Black	MT3681-096-BLK	5 3/16"	3 3/4"	5/16"	1 3/16"
	MT3681-152-BLK	7 3/8"	6"	5/16"	1 3/16"
	MT3681-203-BLK	9 3/8"	8"	5/16"	1 3/16"
	MT3681-254-BLK	11 3/8"	10"	5/16"	1 3/16"
 Polished Chrome	MT3681-096-PCH	5 3/16"	3 3/4"	5/16"	1 3/16"
	MT3681-152-PCH	7 3/8"	6"	5/16"	1 3/16"
	MT3681-203-PCH	9 3/8"	8"	5/16"	1 3/16"
	MT3681-254-PCH	11 3/8"	10"	5/16"	1 3/16"
 Polished Nickel	MT3681-096-PNI	5 3/16"	3 3/4"	5/16"	1 3/16"
	MT3681-152-PNI	7 3/8"	6"	5/16"	1 3/16"
	MT3681-203-PNI	9 3/8"	8"	5/16"	1 3/16"
	MT3681-254-PNI	11 3/8"	10"	5/16"	1 3/16"
 Satin Brass	MT3681-096-MSB	5 3/16"	3 3/4"	5/16"	1 3/16"
	MT3681-152-MSB	7 3/8"	6"	5/16"	1 3/16"
	MT3681-203-MSB	9 3/8"	8"	5/16"	1 3/16"
	MT3681-254-MSB	11 3/8"	10"	5/16"	1 3/16"
 Satin Nickel	MT3681-096-GSN	5 3/16"	3 3/4"	5/16"	1 3/16"
	MT3681-152-GSN	7 3/8"	6"	5/16"	1 3/16"
	MT3681-203-GSN	9 3/8"	8"	5/16"	1 3/16"
	MT3681-254-GSN	11 3/8"	10"	5/16"	1 3/16"