

MT0376 TRADITIONAL PULL

MT0376 Traditional Pull in Polished Chrome (PCH) 96mm screw centers

MATERIAL

Brass

AVAILABLE FINISHES



Dark Oil Rubbed (DOR)

Flat Black (BLK)

Polished Chrome (PCH)









Polished Nickel (PNI)

Satin Brass (MSB)

Satin Nickel (GSN)

Polished Chrome (PCH) - A bold classic contemporary finish on Solid Brass. The mirror effect reflects light and colors of the surroundings and will complement perfectly any fashionable color scheming. Polished Chrome is easy to clean and is low maintenance.

Finish	Code	Length	Screw Center	Width	Projection
 Dark Oil Rubbed	MT0376-096-DOR	5"	3 3/4"	3/8"	1 1/4"
	MT0376-152-DOR	7 1/8"	6"	3/8"	1 1/4"
	MT0376-203-DOR	9 1/8"	8"	1/2"	1 1/4"
 Flat Black	MT0376-096-BLK	5"	3 3/4"	3/8"	1 1/4"
	MT0376-152-BLK	7 1/8"	6"	3/8"	1 1/4"
	MT0376-203-BLK	9 1/8"	8"	1/2"	1 1/4"
 Polished Chrome	MT0376-096-PCH	5"	3 3/4"	3/8"	1 1/4"
	MT0376-152-PCH	7 1/8"	6"	3/8"	1 1/4"
	MT0376-203-PCH	9 1/8"	8"	1/2"	1 1/4"
 Polished Nickel	MT0376-096-PNI	5"	3 3/4"	3/8"	1 1/4"
	MT0376-152-PNI	7 1/8"	6"	3/8"	1 1/4"
	MT0376-203-PNI	9 1/8"	8"	1/2"	1 1/4"
 Satin Brass	MT0376-096-MSB	5"	3 3/4"	3/8"	1 1/4"
	MT0376-152-MSB	7 1/8"	6"	3/8"	1 1/4"
	MT0376-203-MSB	9 1/8"	8"	1/2"	1 1/4"
 Satin Nickel	MT0376-096-GSN	5"	3 3/4"	3/8"	1 1/4"
	MT0376-152-GSN	7 1/8"	6"	3/8"	1 1/4"
	MT0376-203-GSN	9 1/8"	8"	1/2"	1 1/4"