

**MT0312 BAUHAUS PULL**

MT0312 Bauhaus Pull in Polished Chrome (PCH) 4" screw centers

**MATERIAL**

Brass



**AVAILABLE FINISHES**



Dark Oil Rubbed (DOR)



Flat Black (BLK)



Polished Chrome (PCH)



Polished Nickel (PNI)









Satin Brass (MSB)



Satin Nickel (GSN)

**Polished Chrome (PCH)** - A bold classic contemporary finish on Solid Brass. The mirror effect reflects light and colors of the surroundings and will complement perfectly any fashionable color scheming. Polished Chrome is easy to clean and is low maintenance.

Finish	Code	Length	Screw Center	Width	Projection
 Dark Oil Rubbed	MT0312-101-DOR	4 5/8"	4"	5/8"	1 5/8"
	MT0312-152-DOR	6 5/8"	6"	5/8"	1 5/8"
	MT0312-203-DOR	8 5/8"	8"	5/8"	1 5/8"
	MT0312-254-DOR	10 5/8"	10"	5/8"	1 5/8"
 Flat Black	MT0312-101-BLK	4 5/8"	4"	5/8"	1 5/8"
	MT0312-152-BLK	6 5/8"	6"	5/8"	1 5/8"
	MT0312-203-BLK	8 5/8"	8"	5/8"	1 5/8"
	MT0312-254-BLK	10 5/8"	10"	5/8"	1 5/8"
 Polished Chrome	MT0312-101-PCH	4 5/8"	4"	5/8"	1 5/8"
	MT0312-152-PCH	6 5/8"	6"	5/8"	1 5/8"
	MT0312-203-PCH	8 5/8"	8"	5/8"	1 5/8"
	MT0312-254-PCH	10 5/8"	10"	5/8"	1 5/8"
 Polished Nickel	MT0312-101-PNI	4 5/8"	4"	5/8"	1 5/8"
	MT0312-152-PNI	6 5/8"	6"	5/8"	1 5/8"
	MT0312-203-PNI	8 5/8"	8"	5/8"	1 5/8"
	MT0312-254-PNI	10 5/8"	10"	5/8"	1 5/8"
 Satin Brass	MT0312-101-MSB	4 5/8"	4"	5/8"	1 5/8"
	MT0312-152-MSB	6 5/8"	6"	5/8"	1 5/8"
	MT0312-203-MSB	8 5/8"	8"	5/8"	1 5/8"
	MT0312-254-MSB	10 5/8"	10"	5/8"	1 5/8"
 Satin Nickel	MT0312-101-GSN	4 5/8"	4"	5/8"	1 5/8"
	MT0312-152-GSN	6 5/8"	6"	5/8"	1 5/8"
	MT0312-203-GSN	8 5/8"	8"	5/8"	1 5/8"
	MT0312-254-GSN	10 5/8"	10"	5/8"	1 5/8"