

MT0312 BAUHAUS PULL

MT0312 Bauhaus Pull in Satin Brass (MSB) 4" screw centers

MATERIAL

Brass

AVAILABLE FINISHES



Dark Oil Rubbed (DOR)



Flat Black (BLK)



Polished Chrome (PCH)



Polished Nickel (PNI)









Satin Brass (MSB)



Satin Nickel (GSN)

Satin Brass (MSB) - A modern alternative finish to traditional polished brass this attractive brushed texture beautifully mellows the colour of solid brass and adds warmth to both a traditional and a soft contemporary décor.

Finish	Code	Length	Screw Center	Width	Projection
 Dark Oil Rubbed	MT0312-101-DOR	4 5/8"	4"	5/8"	1 5/8"
	MT0312-152-DOR	6 5/8"	6"	5/8"	1 5/8"
	MT0312-203-DOR	8 5/8"	8"	5/8"	1 5/8"
	MT0312-254-DOR	10 5/8"	10"	5/8"	1 5/8"
 Flat Black	MT0312-101-BLK	4 5/8"	4"	5/8"	1 5/8"
	MT0312-152-BLK	6 5/8"	6"	5/8"	1 5/8"
	MT0312-203-BLK	8 5/8"	8"	5/8"	1 5/8"
	MT0312-254-BLK	10 5/8"	10"	5/8"	1 5/8"
 Polished Chrome	MT0312-101-PCH	4 5/8"	4"	5/8"	1 5/8"
	MT0312-152-PCH	6 5/8"	6"	5/8"	1 5/8"
	MT0312-203-PCH	8 5/8"	8"	5/8"	1 5/8"
	MT0312-254-PCH	10 5/8"	10"	5/8"	1 5/8"
 Polished Nickel	MT0312-101-PNI	4 5/8"	4"	5/8"	1 5/8"
	MT0312-152-PNI	6 5/8"	6"	5/8"	1 5/8"
	MT0312-203-PNI	8 5/8"	8"	5/8"	1 5/8"
	MT0312-254-PNI	10 5/8"	10"	5/8"	1 5/8"
 Satin Brass	MT0312-101-MSB	4 5/8"	4"	5/8"	1 5/8"
	MT0312-152-MSB	6 5/8"	6"	5/8"	1 5/8"
	MT0312-203-MSB	8 5/8"	8"	5/8"	1 5/8"
	MT0312-254-MSB	10 5/8"	10"	5/8"	1 5/8"
 Satin Nickel	MT0312-101-GSN	4 5/8"	4"	5/8"	1 5/8"
	MT0312-152-GSN	6 5/8"	6"	5/8"	1 5/8"
	MT0312-203-GSN	8 5/8"	8"	5/8"	1 5/8"
	MT0312-254-GSN	10 5/8"	10"	5/8"	1 5/8"