

4473 HEX PROFILE CABINET PULL

4473 Hex Profile Cabinet Pull in Light Bronze (LT) 6" Screw Center

MATERIAL
Bronze

AVAILABLE FINISHES









Dark Bronze (BZ) Distressed Black (TC) Light Bronze (LT)



Medium White Bronze (WM) Natural Bronze (NB) White Bronze (WL)

Light Bronze (LT) - Our Light Bronze patinas is hand applied on the metal to create a naturally aged appearance. Light bronze is a living finish and will lighten where touched frequently.

Finish	Code	Length	Screw Center	Width	Projection
 Dark Bronze	BZ.4473 4	4 5/8"	4"	1/2"	1 3/8"
	BZ.4473 6	6 5/8"	6"	1/2"	1 3/8"
	BZ.4473 8	8 5/8"	8"	1/2"	1 3/8"
	BZ.4473 10	10 5/8"	10"	1/2"	1 3/8"
 Distressed Black	TC.4473 4	4 5/8"	4"	1/2"	1 3/8"
	TC.4473 6	6 5/8"	6"	1/2"	1 3/8"
	TC.4473 8	8 5/8"	8"	1/2"	1 3/8"
	TC.4473 10	10 5/8"	10"	1/2"	1 3/8"
 Light Bronze	LT.4473 4	4 5/8"	4"	1/2"	1 3/8"
	LT.4473 6	6 5/8"	6"	1/2"	1 3/8"
	LT.4473 8	8 5/8"	8"	1/2"	1 3/8"
	LT.4473 10	10 5/8"	10"	1/2"	1 3/8"
 Medium White Bronze	WM.4473 4	4 5/8"	4"	1/2"	1 3/8"
	WM.4473 6	6 5/8"	6"	1/2"	1 3/8"
	WM.4473 8	8 5/8"	8"	1/2"	1 3/8"
	WM.4473 10	10 5/8"	10"	1/2"	1 3/8"
 Natural Bronze	NB.4473 4	4 5/8"	4"	1/2"	1 3/8"
	NB.4473 6	6 5/8"	6"	1/2"	1 3/8"
	NB.4473 8	8 5/8"	8"	1/2"	1 3/8"
	NB.4473 10	10 5/8"	10"	1/2"	1 3/8"
 White Bronze	WL.4473 4	4 5/8"	4"	1/2"	1 3/8"
	WL.4473 6	6 5/8"	6"	1/2"	1 3/8"
	WL.4473 8	8 5/8"	8"	1/2"	1 3/8"
	WL.4473 10	10 5/8"	10"	1/2"	1 3/8"