

**3402 ARC PULL**

3402 Arc Pull in Light Bronze (LT) 96mm screw centers



**MATERIAL**  
Bronze

**AVAILABLE FINISHES**









Dark Bronze (BZ)    Distressed Black (TC)    Light Bronze (LT)



Medium White Bronze (WM)    Natural Bronze (NB)    White Bronze (WL)

**Light Bronze (LT)** - Our Light Bronze patinas is hand applied on the metal to create a naturally aged appearance. Light bronze is a living finish and will lighten where touched frequently.

Finish	Code	Length	Screw Center	Width	Projection
 Dark Bronze	BZ.3402 4 5/8	4 5/8"	3 3/4"	3/4"	1 1/8"
	BZ.3402 6 3/4	6 3/4"	6"	3/4"	1 1/8"
	BZ.3402 8 3/4	8 3/4"	8"	3/4"	1 1/8"
	BZ.3402 10 3/4	10 3/4"	10"	3/4"	1 1/8"
 Distressed Black	TC.3402 4 5/8	4 5/8"	3 3/4"	3/4"	1 1/8"
	TC.3402 6 3/4	6 3/4"	6"	3/4"	1 1/8"
	TC.3402 8 3/4	8 3/4"	8"	3/4"	1 1/8"
	TC.3402 10 3/4	10 3/4"	10"	3/4"	1 1/8"
 Light Bronze	LT.3402 4 5/8	4 5/8"	3 3/4"	3/4"	1 1/8"
	LT.3402 6 3/4	6 3/4"	6"	3/4"	1 1/8"
	LT.3402 8 3/4	8 3/4"	8"	3/4"	1 1/8"
	LT.3402 10 3/4	10 3/4"	10"	3/4"	1 1/8"
 Medium White Bronze	WM.3402 4 5/8	4 5/8"	3 3/4"	3/4"	1 1/8"
	WM.3402 6 3/4	6 3/4"	6"	3/4"	1 1/8"
	WM.3402 8 3/4	8 3/4"	8"	3/4"	1 1/8"
	WM.3402 10 3/4	10 3/4"	10"	3/4"	1 1/8"
 Natural Bronze	NB.3402 4 5/8	4 5/8"	3 3/4"	3/4"	1 1/8"
	NB.3402 6 3/4	6 3/4"	6"	3/4"	1 1/8"
	NB.3402 8 3/4	8 3/4"	8"	3/4"	1 1/8"
	NB.3402 10 3/4	10 3/4"	10"	3/4"	1 1/8"
 White Bronze	WL.3402 4 5/8	4 5/8"	3 3/4"	3/4"	1 1/8"
	WL.3402 6 3/4	6 3/4"	6"	3/4"	1 1/8"
	WL.3402 8 3/4	8 3/4"	8"	3/4"	1 1/8"
	WL.3402 10 3/4	10 3/4"	10"	3/4"	1 1/8"