

317 'T' PULL

317 'T' Pull in Light Bronze (LT) 6" screw centers

MATERIAL
Bronze

AVAILABLE FINISHES









Dark Bronze (BZ) Distressed Black (TC) Light Bronze (LT)



Medium White Bronze (WM) Natural Bronze (NB) White Bronze (WL)

Light Bronze (LT) - Our Light Bronze patinas is hand applied on the metal to create a naturally aged appearance. Light bronze is a living finish and will lighten where touched frequently.

Finish	Code	Length	Screw Center	Width	Projection
 Dark Bronze	BZ.317 4 1/2	4 1/2"	3 3/4"	5/8"	1 1/4"
	BZ.317 6 3/4	6 3/4"	6"	5/8"	1 1/4"
	BZ.317 8 3/4	8 3/4"	8"	5/8"	1 1/4"
	BZ.317 10 3/4	10 3/4"	10"	5/8"	1 1/4"
 Distressed Black	TC.317 4 1/2	4 1/2"	3 3/4"	5/8"	1 1/4"
	TC.317 6 3/4	6 3/4"	6"	5/8"	1 1/4"
	TC.317 8 3/4	8 3/4"	8"	5/8"	1 1/4"
	TC.317 10 3/4	10 3/4"	10"	5/8"	1 1/4"
 Light Bronze	LT.317 4 1/2	4 1/2"	3 3/4"	5/8"	1 1/4"
	LT.317 6 3/4	6 3/4"	6"	5/8"	1 1/4"
	LT.317 8 3/4	8 3/4"	8"	5/8"	1 1/4"
	LT.317 10 3/4	10 3/4"	10"	5/8"	1 1/4"
 Medium White Bronze	WM.317 4 1/2	4 1/2"	3 3/4"	5/8"	1 1/4"
	WM.317 6 3/4	6 3/4"	6"	5/8"	1 1/4"
	WM.317 8 3/4	8 3/4"	8"	5/8"	1 1/4"
	WM.317 10 3/4	10 3/4"	10"	5/8"	1 1/4"
 Natural Bronze	NB.317 4 1/2	4 1/2"	3 3/4"	5/8"	1 1/4"
	NB.317 6 3/4	6 3/4"	6"	5/8"	1 1/4"
	NB.317 8 3/4	8 3/4"	8"	5/8"	1 1/4"
	NB.317 10 3/4	10 3/4"	10"	5/8"	1 1/4"
 White Bronze	WL.317 4 1/2	4 1/2"	3 3/4"	5/8"	1 1/4"
	WL.317 6 3/4	6 3/4"	6"	5/8"	1 1/4"
	WL.317 8 3/4	8 3/4"	8"	5/8"	1 1/4"
	WL.317 10 3/4	10 3/4"	10"	5/8"	1 1/4"