

**1720 INDUSTRIAL CUP PULL**

1720 Industrial Cup Pull in Light Bronze (LT) 3" screw centers

**MATERIAL**  
Bronze



**AVAILABLE FINISHES**









Dark Bronze (BZ)    Distressed Black (TC)    Light Bronze (LT)



Medium White Bronze (WM)    Natural Bronze (NB)    White Bronze (WL)

**Light Bronze (LT)** - Our Light Bronze patinas is hand applied on the metal to create a naturally aged appearance. Light bronze is a living finish and will lighten where touched frequently.

Finish	Code	Length	Screw Center	Width	Projection
 Dark Bronze	BZ.1720 5 5/8	5 5/8"	3"	1 5/8"	1"
	BZ.1720 8 5/8	8 5/8"	6"	1 5/8"	1"
	BZ.1720 10 5/8	10 5/8"	8"	1 5/8"	1"
 Distressed Black	TC.1720 5 5/8	5 5/8"	3"	1 5/8"	1"
	TC.1720 8 5/8	8 5/8"	6"	1 5/8"	1"
	TC.1720 10 5/8	10 5/8"	8"	1 5/8"	1"
 Light Bronze	LT.1720 5 5/8	5 5/8"	3"	1 5/8"	1"
	LT.1720 8 5/8	8 5/8"	6"	1 5/8"	1"
	LT.1720 10 5/8	10 5/8"	8"	1 5/8"	1"
 Medium White Bronze	WM.1720 5 5/8	5 5/8"	3"	1 5/8"	1"
	WM.1720 8 5/8	8 5/8"	6"	1 5/8"	1"
	WM.1720 10 5/8	10 5/8"	8"	1 5/8"	1"
 Natural Bronze	NB.1720 5 5/8	5 5/8"	3"	1 5/8"	1"
	NB.1720 8 5/8	8 5/8"	6"	1 5/8"	1"
	NB.1720 10 5/8	10 5/8"	8"	1 5/8"	1"
 White Bronze	WL.1720 5 5/8	5 5/8"	3"	1 5/8"	1"
	WL.1720 8 5/8	8 5/8"	6"	1 5/8"	1"
	WL.1720 10 5/8	10 5/8"	8"	1 5/8"	1"