

**1473 HEX PROFILE APPLIANCE PULL**







1473 Hex Profile Appliance pull in Light Bronze (LT) 24" Screw Center

**MATERIAL**  
Bronze

**AVAILABLE FINISHES**



**Light Bronze (LT)** - Our Light Bronze patinas is hand applied on the metal to create a naturally aged appearance. Light bronze is a living finish and will lighten where touched frequently.

Finish	Code	Length	Screw Center	Width	Projection
 Dark Bronze	BZ.1473 12	12 7/8"	12"	3/4"	2 1/4"
	BZ.1473 18	18 7/8"	18"	3/4"	2 1/4"
	BZ.1473 24	25"	24"	7/8"	2 3/8"
 Distressed Black	TC.1473 12	12 7/8"	12"	3/4"	2 1/4"
	TC.1473 18	18 7/8"	18"	3/4"	2 1/4"
	TC.1473 24	25"	24"	7/8"	2 3/8"
 Light Bronze	LT.1473 12	12 7/8"	12"	3/4"	2 1/4"
	LT.1473 18	18 7/8"	18"	3/4"	2 1/4"
	LT.1473 24	25"	24"	7/8"	2 3/8"
 Medium White Bronze	WM.1473 12	12 7/8"	12"	3/4"	2 1/4"
	WM.1473 18	18 7/8"	18"	3/4"	2 1/4"
	WM.1473 24	25"	24"	7/8"	2 3/8"
 Natural Bronze	NB.1473 12	12 7/8"	12"	3/4"	2 1/4"
	NB.1473 18	18 7/8"	18"	3/4"	2 1/4"
	NB.1473 24	25"	24"	7/8"	2 3/8"
 White Bronze	WL.1473 12	12 7/8"	12"	3/4"	2 1/4"
	WL.1473 18	18 7/8"	18"	3/4"	2 1/4"
	WL.1473 24	25"	24"	7/8"	2 3/8"