

430 BAR APPLIANCE PULL

430 Bar Appliance Pull in Light Bronze (LT) 24" length







MATERIAL
Bronze

AVAILABLE FINISHES



Light Bronze (LT) - Our Light Bronze patinas is hand applied on the metal to create a naturally aged appearance. Light bronze is a living finish and will lighten where touched frequently.

Medium White Bronze (WM) Natural Bronze (NB) White Bronze (WL)

Finish	Code	Length	Screw Center	Width	Projection
 Dark Bronze	BZ.1430 12	12 3/4"	8"	1"	2 3/4"
	BZ.1430 18	18 1/2"	12"	1"	2 3/4"
	BZ.1430 24	24 1/2"	16"	1"	2 3/4"
 Distressed Black	TC.1430 12	12 3/4"	8"	1"	2 3/4"
	TC.1430 18	18 1/2"	12"	1"	2 3/4"
	TC.1430 24	24 1/2"	16"	1"	2 3/4"
 Light Bronze	LT.1430 12	12 3/4"	8"	1"	2 3/4"
	LT.1430 18	18 1/2"	12"	1"	2 3/4"
	LT.1430 24	24 1/2"	16"	1"	2 3/4"
 Medium White Bronze	WM.1430 12	12 3/4"	8"	1"	2 3/4"
	WM.1430 18	18 1/2"	12"	1"	2 3/4"
	WM.1430 24	24 1/2"	16"	1"	2 3/4"
 Natural Bronze	NB.1430 12	12 3/4"	8"	1"	2 3/4"
	NB.1430 18	18 1/2"	12"	1"	2 3/4"
	NB.1430 24	24 1/2"	16"	1"	2 3/4"
 White Bronze	WL.1430 12	12 3/4"	8"	1"	2 3/4"
	WL.1430 18	18 1/2"	12"	1"	2 3/4"
	WL.1430 24	24 1/2"	16"	1"	2 3/4"