

1348 CLAROS APPLIANCE PULL

1348 Claros Appliance Pull in Light Bronze (LT) 18" screw centers

MATERIAL
Bronze

AVAILABLE FINISHES



Dark Bronze (BZ)



Distressed Black (TC)



Light Bronze (LT)



Medium White Bronze (WM)









Natural Bronze (NB)



White Bronze (WL)

Light Bronze (LT) - Our Light Bronze patinas is hand applied on the metal to create a naturally aged appearance. Light bronze is a living finish and will lighten where touched frequently.

Finish	Code	Length	Screw Center	Width	Projection
 Dark Bronze	BZ.1348 12	13"	12"	3/4"	2 1/2"
	BZ.1348 18	19"	18"	3/4"	2 1/2"
	BZ.1348 24	25 1/4"	24"	3/4"	2 7/8"
 Distressed Black	TC.1348 12	13"	12"	3/4"	2 1/2"
	TC.1348 18	19"	18"	3/4"	2 1/2"
	TC.1348 24	25 1/4"	24"	3/4"	2 7/8"
 Light Bronze	LT.1348 12	13"	12"	3/4"	2 1/2"
	LT.1348 18	19"	18"	3/4"	2 1/2"
	LT.1348 24	25 1/4"	24"	3/4"	2 7/8"
 Medium White Bronze	WM.1348 12	13"	12"	3/4"	2 1/2"
	WM.1348 18	19"	18"	3/4"	2 1/2"
	WM.1348 24	25 1/4"	24"	3/4"	2 7/8"
 Natural Bronze	NB.1348 12	13"	12"	3/4"	2 1/2"
	NB.1348 18	19"	18"	3/4"	2 1/2"
	NB.1348 24	25 1/4"	24"	3/4"	2 7/8"
 White Bronze	WL.1348 12	13"	12"	3/4"	2 1/2"
	WL.1348 18	19"	18"	3/4"	2 1/2"
	WL.1348 24	25 1/4"	24"	3/4"	2 7/8"