

**1325 ARTISNAL APPLIANCE PULL**

1325 Artisnal Appliance Pull in Light Bronze (LT) 12" Screw Center

**MATERIAL**  
Bronze

**AVAILABLE FINISHES**



Dark Bronze (BZ)



Distressed Black (TC)



Light Bronze (LT)



Medium White Bronze (WM)









Natural Bronze (NB)



White Bronze (WL)

**Light Bronze (LT)** - Our Light Bronze patinas is hand applied on the metal to create a naturally aged appearance. Light bronze is a living finish and will lighten where touched frequently.

Finish	Code	Length	Screw Center	Width	Projection
 Dark Bronze	BZ.1325 12	12 7/8"	12"	3/4"	2 1/4"
	BZ.1325 18	19"	18"	3/4"	2 1/4"
	BZ.1325 24	25"	24"	7/8"	2 1/4"
 Distressed Black	TC.1325 12	12 7/8"	12"	3/4"	2 1/4"
	TC.1325 18	19"	18"	3/4"	2 1/4"
	TC.1325 24	25"	24"	7/8"	2 1/4"
 Light Bronze	LT.1325 12	12 7/8"	12"	3/4"	2 1/4"
	LT.1325 18	19"	18"	3/4"	2 1/4"
	LT.1325 24	25"	24"	7/8"	2 1/4"
 Medium White Bronze	WM.1325 12	12 7/8"	12"	3/4"	2 1/4"
	WM.1325 18	19"	18"	3/4"	2 1/4"
	WM.1325 24	25"	24"	7/8"	2 1/4"
 Natural Bronze	NB.1325 12	12 7/8"	12"	3/4"	2 1/4"
	NB.1325 18	19"	18"	3/4"	2 1/4"
	NB.1325 24	25"	24"	7/8"	2 1/4"
 White Bronze	WL.1325 12	12 7/8"	12"	3/4"	2 1/4"
	WL.1325 18	19"	18"	3/4"	2 1/4"
	WL.1325 24	25"	24"	7/8"	2 1/4"