

**1090 SASH PULL**

1090 Sash Pull in Light Bronze (LT) 6" length

**MATERIAL**

Bronze

**AVAILABLE FINISHES**









Dark Bronze (BZ)    Distressed Black (TC)    Light Bronze (LT)



Medium White Bronze (WM)    Natural Bronze (NB)    White Bronze (WL)

**Light Bronze (LT)** - Our Light Bronze patinas is hand applied on the metal to create a naturally aged appearance. Light bronze is a living finish and will lighten where touched frequently.

Finish	Code	Length	Width	Projection
 Dark Bronze	BZ.1090 4	4"	3/8"	1"
	BZ.1090 6	6"	3/8"	1 1/4"
	BZ.1090 8	8"	3/8"	1 3/8"
	BZ.1090 10	10"	3/8"	1 3/8"
 Distressed Black	TC.1090 4	4"	3/8"	1"
	TC.1090 6	6"	3/8"	1 1/4"
	TC.1090 8	8"	3/8"	1 3/8"
	TC.1090 10	10"	3/8"	1 3/8"
 Light Bronze	LT.1090 4	4"	3/8"	1"
	LT.1090 6	6"	3/8"	1 1/4"
	LT.1090 8	8"	3/8"	1 3/8"
	LT.1090 10	10"	3/8"	1 3/8"
 Medium White Bronze	WM.1090 4	4"	3/8"	1"
	WM.1090 6	6"	3/8"	1 1/4"
	WM.1090 8	8"	3/8"	1 3/8"
	WM.1090 10	10"	3/8"	1 3/8"
 Natural Bronze	NB.1090 4	4"	3/8"	1"
	NB.1090 6	6"	3/8"	1 1/4"
	NB.1090 8	8"	3/8"	1 3/8"
	NB.1090 10	10"	3/8"	1 3/8"
 White Bronze	WL.1090 4	4"	3/8"	1"
	WL.1090 6	6"	3/8"	1 1/4"
	WL.1090 8	8"	3/8"	1 3/8"
	WL.1090 10	10"	3/8"	1 3/8"