

**396 AZTEC PULL**

396 Aztec Pull in Dark Bronze (BZ) 6" screw centers

**MATERIAL**  
Bronze

**AVAILABLE FINISHES**



Dark Bronze (BZ)



Distressed Black (TC)



Light Bronze (LT)



Medium White Bronze (WM)









Natural Bronze (NB)



White Bronze (WL)

**Dark Bronze (BZ)** - Our Dark Bronze patinas is hand applied on the metal to create a naturally aged appearance. Dark bronze is a living finish and will lighten where touched frequently.

Finish	Code	Length	Screw Center	Width	Projection
 Dark Bronze	BZ.396 5 1/4	5 1/4"	3 3/4"	5/8"	1 1/4"
	BZ.396 7 1/2	7 1/2"	6"	5/8"	1 1/4"
 Distressed Black	TC.396 5 1/4	5 1/4"	3 3/4"	5/8"	1 1/4"
	TC.396 7 1/2	7 1/2"	6"	5/8"	1 1/4"
 Light Bronze	LT.396 5 1/4	5 1/4"	3 3/4"	5/8"	1 1/4"
	LT.396 7 1/2	7 1/2"	6"	5/8"	1 1/4"
 Medium White Bronze	WM.396 5 1/4	5 1/4"	3 3/4"	5/8"	1 1/4"
	WM.396 7 1/2	7 1/2"	6"	5/8"	1 1/4"
 Natural Bronze	NB.396 5 1/4	5 1/4"	3 3/4"	5/8"	1 1/4"
	NB.396 7 1/2	7 1/2"	6"	5/8"	1 1/4"
 White Bronze	WL.396 5 1/4	5 1/4"	3 3/4"	5/8"	1 1/4"
	WL.396 7 1/2	7 1/2"	6"	5/8"	1 1/4"