

3721 DURHAM PULL

3721 Durham Pull in Dark Bronze (BZ) 6" screw centers

MATERIAL
Bronze

AVAILABLE FINISHES



Dark Bronze (BZ)



Distressed Black (TC)



Light Bronze (LT)



Medium White Bronze (WM)









Natural Bronze (NB)



White Bronze (WL)

Dark Bronze (BZ) - Our Dark Bronze patinas is hand applied on the metal to create a naturally aged appearance. Dark bronze is a living finish and will lighten where touched frequently.

Finish	Code	Length	Screw Center	Width	Projection
 Dark Bronze	BZ.3721 4 7/8	4 7/8"	3 3/4"	5/8"	1 1/4"
	BZ.3721 7 1/8	7 1/8"	6"	5/8"	1 1/4"
	BZ.3721 9 1/8	9 1/8"	8"	5/8"	1 1/4"
	BZ.3721 11 1/8	11 1/8"	10"	5/8"	1 1/4"
 Distressed Black	TC.3721 4 7/8	4 7/8"	3 3/4"	5/8"	1 1/4"
	TC.3721 7 1/8	7 1/8"	6"	5/8"	1 1/4"
	TC.3721 9 1/8	9 1/8"	8"	5/8"	1 1/4"
	TC.3721 11 1/8	11 1/8"	10"	5/8"	1 1/4"
 Light Bronze	LT.3721 4 7/8	4 7/8"	3 3/4"	5/8"	1 1/4"
	LT.3721 7 1/8	7 1/8"	6"	5/8"	1 1/4"
	LT.3721 9 1/8	9 1/8"	8"	5/8"	1 1/4"
	LT.3721 11 1/8	11 1/8"	10"	5/8"	1 1/4"
 Medium White Bronze	WM.3721 4 7/8	4 7/8"	3 3/4"	5/8"	1 1/4"
	WM.3721 7 1/8	7 1/8"	6"	5/8"	1 1/4"
	WM.3721 9 1/8	9 1/8"	8"	5/8"	1 1/4"
	WM.3721 11 1/8	11 1/8"	10"	5/8"	1 1/4"
 Natural Bronze	NB.3721 4 7/8	4 7/8"	3 3/4"	5/8"	1 1/4"
	NB.3721 7 1/8	7 1/8"	6"	5/8"	1 1/4"
	NB.3721 9 1/8	9 1/8"	8"	5/8"	1 1/4"
	NB.3721 11 1/8	11 1/8"	10"	5/8"	1 1/4"
 White Bronze	WL.3721 4 7/8	4 7/8"	3 3/4"	5/8"	1 1/4"
	WL.3721 7 1/8	7 1/8"	6"	5/8"	1 1/4"
	WL.3721 9 1/8	9 1/8"	8"	5/8"	1 1/4"
	WL.3721 11 1/8	11 1/8"	10"	5/8"	1 1/4"