

**371 HEX PULL**

371 Hex Pull in Dark Bronze (BZ) 96mm screw centers

**MATERIAL**

Bronze

**AVAILABLE FINISHES**



Dark Bronze (BZ)

Distressed Black (TC)

Light Bronze (LT)






Medium White Bronze (WM)

Natural Bronze (NB)

White Bronze (WL)

**Dark Bronze (BZ)** - Our Dark Bronze patinas is hand applied on the metal to create a naturally aged appearance. Dark bronze is a living finish and will lighten where touched frequently.

Finish	Code	Length	Screw Center	Width	Projection
 Dark Bronze	BZ.371 5	4 7/8"	3 3/4"	1/2"	1 3/8"
	BZ.371 7 1/2	7 1/2"	5 1/2"	1/2"	1 3/8"
	BZ.371 9 1/2	9 1/2"	7"	1/2"	1 3/8"
	BZ.371 11 1/2	11 1/2"	8 1/2"	1/2"	1 3/8"
 Distressed Black	TC.371 5	4 7/8"	3 3/4"	1/2"	1 3/8"
	TC.371 7 1/2	7 1/2"	5 1/2"	1/2"	1 3/8"
	TC.371 9 1/2	9 1/2"	7"	1/2"	1 3/8"
	TC.371 11 1/2	11 1/2"	8 1/2"	1/2"	1 3/8"
 Light Bronze	LT.371 5	4 7/8"	3 3/4"	1/2"	1 3/8"
	LT.371 7 1/2	7 1/2"	5 1/2"	1/2"	1 3/8"
	LT.371 9 1/2	9 1/2"	7"	1/2"	1 3/8"
	LT.371 11 1/2	11 1/2"	8 1/2"	1/2"	1 3/8"
 Medium White Bronze	WM.371 5	4 7/8"	3 3/4"	1/2"	1 3/8"
	WM.371 7 1/2	7 1/2"	5 1/2"	1/2"	1 3/8"
	WM.371 9 1/2	9 1/2"	7"	1/2"	1 3/8"
	WM.371 11 1/2	11 1/2"	8 1/2"	1/2"	1 3/8"
 Natural Bronze	NB.371 5	4 7/8"	3 3/4"	1/2"	1 3/8"
	NB.371 7 1/2	7 1/2"	5 1/2"	1/2"	1 3/8"
	NB.371 9 1/2	9 1/2"	7"	1/2"	1 3/8"
	NB.371 11 1/2	11 1/2"	8 1/2"	1/2"	1 3/8"
 White Bronze	WL.371 5	4 7/8"	3 3/4"	1/2"	1 3/8"
	WL.371 7 1/2	7 1/2"	5 1/2"	1/2"	1 3/8"
	WL.371 9 1/2	9 1/2"	7"	1/2"	1 3/8"
	WL.371 11 1/2	11 1/2"	8 1/2"	1/2"	1 3/8"