

3465 ANGULAR PULL

3465 Angular Pull in Dark Bronze (BZ) 10" screw centers

MATERIAL
Bronze

AVAILABLE FINISHES



Dark Bronze (BZ)



Distressed Black (TC)



Light Bronze (LT)



Medium White Bronze (WM)









Natural Bronze (NB)



White Bronze (WL)

Dark Bronze (BZ) - Our Dark Bronze patinas is hand applied on the metal to create a naturally aged appearance. Dark bronze is a living finish and will lighten where touched frequently.

Finish	Code	Length	Screw Center	Width	Projection
 Dark Bronze	BZ.3465 4 1/4	4 1/4"	3 3/4"	1/2"	1 1/4"
	BZ.3465 6 3/8	6 3/8"	6"	1/2"	1 1/4"
	BZ.3465 8 3/8	8 3/8"	8"	1/2"	1 1/4"
	BZ.3465 10 3/8	10 3/8"	10"	1/2"	1 1/4"
 Distressed Black	TC.3465 4 1/4	4 1/4"	3 3/4"	1/2"	1 1/4"
	TC.3465 6 3/8	6 3/8"	6"	1/2"	1 1/4"
	TC.3465 8 3/8	8 3/8"	8"	1/2"	1 1/4"
	TC.3465 10 3/8	10 3/8"	10"	1/2"	1 1/4"
 Light Bronze	LT.3465 4 1/4	4 1/4"	3 3/4"	1/2"	1 1/4"
	LT.3465 6 3/8	6 3/8"	6"	1/2"	1 1/4"
	LT.3465 8 3/8	8 3/8"	8"	1/2"	1 1/4"
	LT.3465 10 3/8	10 3/8"	10"	1/2"	1 1/4"
 Medium White Bronze	WM.3465 4 1/4	4 1/4"	3 3/4"	1/2"	1 1/4"
	WM.3465 6 3/8	6 3/8"	6"	1/2"	1 1/4"
	WM.3465 8 3/8	8 3/8"	8"	1/2"	1 1/4"
	WM.3465 10 3/8	10 3/8"	10"	1/2"	1 1/4"
 Natural Bronze	NB.3465 4 1/4	4 1/4"	3 3/4"	1/2"	1 1/4"
	NB.3465 6 3/8	6 3/8"	6"	1/2"	1 1/4"
	NB.3465 8 3/8	8 3/8"	8"	1/2"	1 1/4"
	NB.3465 10 3/8	10 3/8"	10"	1/2"	1 1/4"
 White Bronze	WL.3465 4 1/4	4 1/4"	3 3/4"	1/2"	1 1/4"
	WL.3465 6 3/8	6 3/8"	6"	1/2"	1 1/4"
	WL.3465 8 3/8	8 3/8"	8"	1/2"	1 1/4"
	WL.3465 10 3/8	10 3/8"	10"	1/2"	1 1/4"