

**345 APOLLO PULL**

345 Apollo Pull in Dark Bronze (BZ) 6" screw centers

**MATERIAL**

Bronze

**AVAILABLE FINISHES**









Dark Bronze (BZ)      Distressed Black (TC)      Light Bronze (LT)



Medium White Bronze (WM)      Natural Bronze (NB)      White Bronze (WL)

**Dark Bronze (BZ)** - Our Dark Bronze patinas is hand applied on the metal to create a naturally aged appearance. Dark bronze is a living finish and will lighten where touched frequently.

Finish	Code	Length	Screw Center	Width	Projection
 Dark Bronze	BZ.345 4 1/2	4 1/2"	3 3/4"	3/8"	1 3/8"
	BZ.345 6 3/4	6 3/4"	6"	3/8"	1 3/8"
	BZ.345 8 3/4	8 3/4"	8"	3/8"	1 3/8"
	BZ.345 10 3/4	10 3/4"	10"	3/8"	1 3/8"
	BZ.345 12 3/4	12 3/4"	12"	3/8"	1 3/8"
 Distressed Black	TC.345 4 1/2	4 1/2"	3 3/4"	3/8"	1 3/8"
	TC.345 6 3/4	6 3/4"	6"	3/8"	1 3/8"
	TC.345 8 3/4	8 3/4"	8"	3/8"	1 3/8"
	TC.345 10 3/4	10 3/4"	10"	3/8"	1 3/8"
	TC.345 12 3/4	12 3/4"	12"	3/8"	1 3/8"
 Light Bronze	LT.345 4 1/2	4 1/2"	3 3/4"	3/8"	1 3/8"
	LT.345 6 3/4	6 3/4"	6"	3/8"	1 3/8"
	LT.345 8 3/4	8 3/4"	8"	3/8"	1 3/8"
	LT.345 10 3/4	10 3/4"	10"	3/8"	1 3/8"
	LT.345 12 3/4	12 3/4"	12"	3/8"	1 3/8"
 Medium White Bronze	WM.345 4 1/2	4 1/2"	3 3/4"	3/8"	1 3/8"
	WM.345 6 3/4	6 3/4"	6"	3/8"	1 3/8"
	WM.345 8 3/4	8 3/4"	8"	3/8"	1 3/8"
	WM.345 10 3/4	10 3/4"	10"	3/8"	1 3/8"
	WM.345 12 3/4	12 3/4"	12"	3/8"	1 3/8"
 Natural Bronze	NB.345 4 1/2	4 1/2"	3 3/4"	3/8"	1 3/8"
	NB.345 6 3/4	6 3/4"	6"	3/8"	1 3/8"
	NB.345 8 3/4	8 3/4"	8"	3/8"	1 3/8"
	NB.345 10 3/4	10 3/4"	10"	3/8"	1 3/8"
	NB.345 12 3/4	12 3/4"	12"	3/8"	1 3/8"
 White Bronze	WL.345 4 1/2	4 1/2"	3 3/4"	3/8"	1 3/8"
	WL.345 6 3/4	6 3/4"	6"	3/8"	1 3/8"
	WL.345 8 3/4	8 3/4"	8"	3/8"	1 3/8"
	WL.345 10 3/4	10 3/4"	10"	3/8"	1 3/8"

Finish	Code	Length	Screw Center	Width	Profile
	WL.345 12 3/4	16 3/4"	16"	1/2"	1 1/8"

<https://www.manzoni.us> | [info@manzoni.us](mailto:info@manzoni.us) | (973) 557 4551