

**301 ROPE PULL**

301 Rope Pull in Dark Bronze (BZ) 5 1/2" screw centers

**MATERIAL**







Bronze

**AVAILABLE FINISHES**



**Dark Bronze (BZ)** - Our Dark Bronze patinas is hand applied on the metal to create a naturally aged appearance. Dark bronze is a living finish and will lighten where touched frequently.

Medium White Bronze (WM)    Natural Bronze (NB)    White Bronze (WL)

Finish	Code	Length	Screw Center	Width	Projection
 Dark Bronze	BZ.301 5 1/4	5 1/4"	3 3/4"	1/2"	1 3/8"
	BZ.301 7 1/2	7 1/2"	5 1/2"	1/2"	1 3/8"
	BZ.301 9 1/2	9 1/2"	7"	1/2"	1 3/8"
	BZ.301 11 1/2	11 1/2"	8 1/2"	1/2"	1 3/8"
 Distressed Black	TC.301 5 1/4	5 1/4"	3 3/4"	1/2"	1 3/8"
	TC.301 7 1/2	7 1/2"	5 1/2"	1/2"	1 3/8"
	TC.301 9 1/2	9 1/2"	7"	1/2"	1 3/8"
	TC.301 11 1/2	11 1/2"	8 1/2"	1/2"	1 3/8"
 Light Bronze	LT.301 5 1/4	5 1/4"	3 3/4"	1/2"	1 3/8"
	LT.301 7 1/2	7 1/2"	5 1/2"	1/2"	1 3/8"
	LT.301 9 1/2	9 1/2"	7"	1/2"	1 3/8"
	LT.301 11 1/2	11 1/2"	8 1/2"	1/2"	1 3/8"
 Medium White Bronze	WM.301 5 1/4	5 1/4"	3 3/4"	1/2"	1 3/8"
	WM.301 7 1/2	7 1/2"	5 1/2"	1/2"	1 3/8"
	WM.301 9 1/2	9 1/2"	7"	1/2"	1 3/8"
	WM.301 11 1/2	11 1/2"	8 1/2"	1/2"	1 3/8"
 Natural Bronze	NB.301 5 1/4	5 1/4"	3 3/4"	1/2"	1 3/8"
	NB.301 7 1/2	7 1/2"	5 1/2"	1/2"	1 3/8"
	NB.301 9 1/2	9 1/2"	7"	1/2"	1 3/8"
	NB.301 11 1/2	11 1/2"	8 1/2"	1/2"	1 3/8"
 White Bronze	WL.301 5 1/4	5 1/4"	3 3/4"	1/2"	1 3/8"
	WL.301 7 1/2	7 1/2"	5 1/2"	1/2"	1 3/8"
	WL.301 9 1/2	9 1/2"	7"	1/2"	1 3/8"
	WL.301 11 1/2	11 1/2"	8 1/2"	1/2"	1 3/8"