

**1721 DURHAM APPLIANCE PULL**

1721 Durham Appliance Pull in Dark Bronze (BZ) 12" screw centers

**MATERIAL**  
Bronze

**AVAILABLE FINISHES**



Dark Bronze (BZ)



Distressed Black (TC)



Light Bronze (LT)



Medium White Bronze (WM)









Natural Bronze (NB)



White Bronze (WL)

**Dark Bronze (BZ)** - Our Dark Bronze patinas is hand applied on the metal to create a naturally aged appearance. Dark bronze is a living finish and will lighten where touched frequently.

Finish	Code	Length	Screw Center	Width	Projection
 Dark Bronze	BZ.1721 12	13 1/2"	12"	1"	2 1/8"
	BZ.1721 18	19 1/2"	18"	1"	2 1/8"
	BZ.1721 24	25 1/2"	24"	1"	2 1/8"
 Distressed Black	TC.1721 12	13 1/2"	12"	1"	2 1/8"
	TC.1721 18	19 1/2"	18"	1"	2 1/8"
	TC.1721 24	25 1/2"	24"	1"	2 1/8"
 Light Bronze	LT.1721 12	13 1/2"	12"	1"	2 1/8"
	LT.1721 18	19 1/2"	18"	1"	2 1/8"
	LT.1721 24	25 1/2"	24"	1"	2 1/8"
 Medium White Bronze	WM.1721 12	13 1/2"	12"	1"	2 1/8"
	WM.1721 18	19 1/2"	18"	1"	2 1/8"
	WM.1721 24	25 1/2"	24"	1"	2 1/8"
 Natural Bronze	NB.1721 12	13 1/2"	12"	1"	2 1/8"
	NB.1721 18	19 1/2"	18"	1"	2 1/8"
	NB.1721 24	25 1/2"	24"	1"	2 1/8"
 White Bronze	WL.1721 12	13 1/2"	12"	1"	2 1/8"
	WL.1721 18	19 1/2"	18"	1"	2 1/8"
	WL.1721 24	25 1/2"	24"	1"	2 1/8"