

1720 INDUSTRIAL CUP PULL

1720 Industrial Cup Pull in Dark Bronze (BZ) 8" screw centers

MATERIAL
Bronze



AVAILABLE FINISHES



Dark Bronze (BZ)

Distressed Black (TC)

Light Bronze (LT)









Medium White Bronze (WM)

Natural Bronze (NB)

White Bronze (WL)

Dark Bronze (BZ) - Our Dark Bronze patinas is hand applied on the metal to create a naturally aged appearance. Dark bronze is a living finish and will lighten where touched frequently.

Finish	Code	Length	Screw Center	Width	Projection
 Dark Bronze	BZ.1720 5 5/8	5 5/8"	3"	1 5/8"	1"
	BZ.1720 8 5/8	8 5/8"	6"	1 5/8"	1"
	BZ.1720 10 5/8	10 5/8"	8"	1 5/8"	1"
 Distressed Black	TC.1720 5 5/8	5 5/8"	3"	1 5/8"	1"
	TC.1720 8 5/8	8 5/8"	6"	1 5/8"	1"
	TC.1720 10 5/8	10 5/8"	8"	1 5/8"	1"
 Light Bronze	LT.1720 5 5/8	5 5/8"	3"	1 5/8"	1"
	LT.1720 8 5/8	8 5/8"	6"	1 5/8"	1"
	LT.1720 10 5/8	10 5/8"	8"	1 5/8"	1"
 Medium White Bronze	WM.1720 5 5/8	5 5/8"	3"	1 5/8"	1"
	WM.1720 8 5/8	8 5/8"	6"	1 5/8"	1"
	WM.1720 10 5/8	10 5/8"	8"	1 5/8"	1"
 Natural Bronze	NB.1720 5 5/8	5 5/8"	3"	1 5/8"	1"
	NB.1720 8 5/8	8 5/8"	6"	1 5/8"	1"
	NB.1720 10 5/8	10 5/8"	8"	1 5/8"	1"
 White Bronze	WL.1720 5 5/8	5 5/8"	3"	1 5/8"	1"
	WL.1720 8 5/8	8 5/8"	6"	1 5/8"	1"
	WL.1720 10 5/8	10 5/8"	8"	1 5/8"	1"