

1312 BAUHAUS APPLIANCE PULL

1312 Bauhaus Appliance Pull in Dark Bronze (BZ) 18" screw centers

MATERIAL
Bronze

AVAILABLE FINISHES









Dark Bronze (BZ) Distressed Black (TC) Light Bronze (LT)



Medium White Bronze (WM) Natural Bronze (NB) White Bronze (WL)

Dark Bronze (BZ) - Our Dark Bronze patinas is hand applied on the metal to create a naturally aged appearance. Dark bronze is a living finish and will lighten where touched frequently.

Finish	Code	Length	Screw Center	Width	Projection
 Dark Bronze	BZ.1312 12	13"	12"	1"	2 3/8"
	BZ.1312 18	19"	18"	1"	2 3/8"
	BZ.1312 24	25"	24"	1"	2 3/8"
 Distressed Black	TC.1312 12	13"	12"	1"	2 3/8"
	TC.1312 18	19"	18"	1"	2 3/8"
	TC.1312 24	25"	24"	1"	2 3/8"
 Light Bronze	LT.1312 12	13"	12"	1"	2 3/8"
	LT.1312 18	19"	18"	1"	2 3/8"
	LT.1312 24	25"	24"	1"	2 3/8"
 Medium White Bronze	WM.1312 12	13"	12"	1"	2 3/8"
	WM.1312 18	19"	18"	1"	2 3/8"
	WM.1312 24	25"	24"	1"	2 3/8"
 Natural Bronze	NB.1312 12	13"	12"	1"	2 3/8"
	NB.1312 18	19"	18"	1"	2 3/8"
	NB.1312 24	25"	24"	1"	2 3/8"
 White Bronze	WL.1312 12	13"	12"	1"	2 3/8"
	WL.1312 18	19"	18"	1"	2 3/8"
	WL.1312 24	25"	24"	1"	2 3/8"