


## 1166 FLUSH RING PULL

1166 Flush Ring Pull in Dark Bronze (BZ) n/a



**MATERIAL**  
Bronze

### AVAILABLE FINISHES



Dark Bronze (BZ)



Distressed Black (TC)



Light Bronze (LT)



Medium White Bronze (WM)









Natural Bronze (NB)



White Bronze (WL)

**Dark Bronze (BZ)** - Our Dark Bronze patinas is hand applied on the metal to create a naturally aged appearance. Dark bronze is a living finish and will lighten where touched frequently.

Finish	Code	Length	Width	Projection
 Dark Bronze	BZ.1166	2 1/2"	2"	1/8"
 Distressed Black	TC.1166	2 1/2"	2"	1/8"
 Light Bronze	LT.1166	2 1/2"	2"	1/8"
 Medium White Bronze	WM.1166	2 1/2"	2"	1/8"
 Natural Bronze	NB.1166	2 1/2"	2"	1/8"
 White Bronze	WL.1166	2 1/2"	2"	1/8"